


A Guide to Finding Magazine and Journal Articles in GALILEO



Newton County Library System

7116 Floyd Street, NE
Covington, GA 30014-1572
Phone: 770-787-3231
Fax: 770-784-2092
TTD: 770-784-2091
Email: library@newtonlibrary.org
Website: www.newtonlibrary.org



Several databases within GALILEO offer full text versions of magazine and professional journal articles. This guide will take you, step by step, through the process.

1. If you are using the library's Internet computers, click on the GALILEO link. From outside the library, go to www.newtonlibrary.org, click on the PINES catalog logo, log into your account, and then access GALILEO from within the catalog. You will need to know your library card number and PIN for access outside of the library.

2. On the GALILEO Library screen, click the green Search tab.



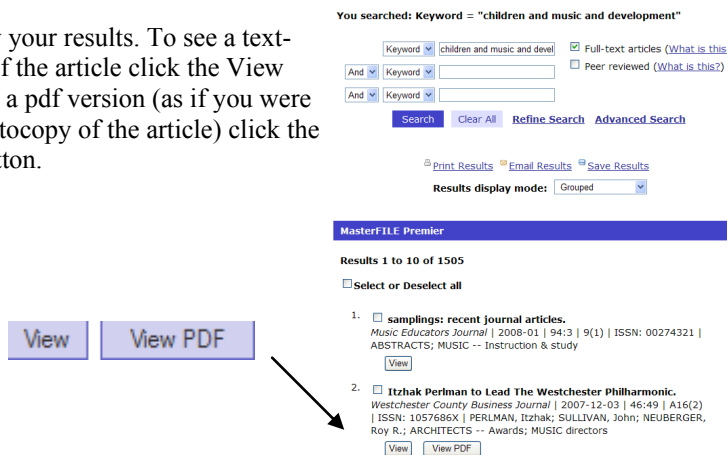
Select a subject from the list below:

- Arts
- Books, Reading, and Literature
- Business and Company Information
- Consumer Information
- Education and Careers
- Everything Georgia
- Gardening and D.I.Y.
- Genealogy
- Geography
- Government and Law
- Health and Medicine
- History and Biography
- Personal Finance and Investing
- Science and Math
- Society and Culture
- Spanish/Español Resources
- Sports and Recreation

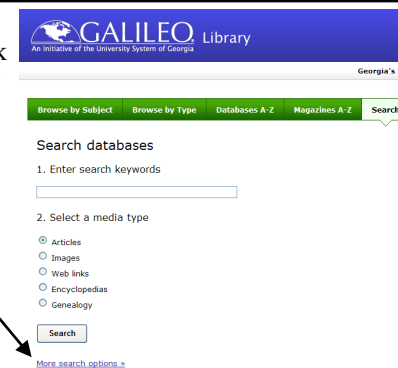
3. For this example we want to find articles about the effect of music on childhood development. In the box just below "Enter search keywords" enter the phrase "children and music and development" and click the gray Search button.



4. View your results. To see a text-only version of the article click the View button. To see a pdf version (as if you were viewing a photocopy of the article) click the View PDF button.

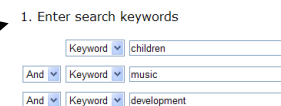


A. If you need peer-reviewed or scholarly journals, click on the "More search options" link at the bottom of the database list. (Please follow steps 1 through 3 on the previous page to get to this screen.)



B. Type in your search word(s) in the "Enter search keywords" section, click the box in front of "Peer reviewed" and then click the "Search 6 Databases" button. Search multiple databases at one time

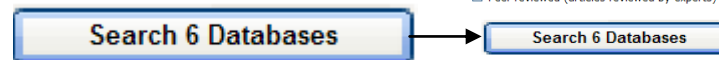
1. Enter search keywords



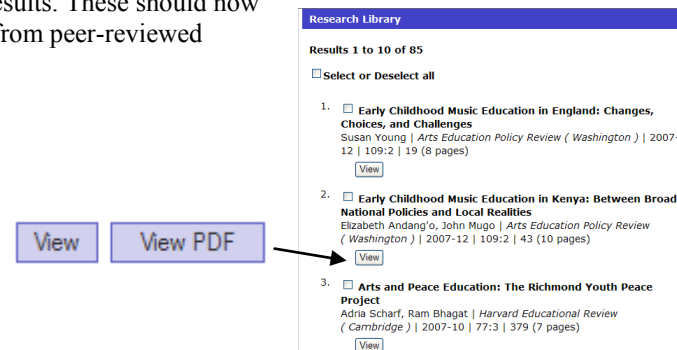
Peer reviewed

2. Select search options

- Full-text search (only returns articles that may be read online) [help](#)
- Peer reviewed (articles reviewed by experts) [help](#)



C. View your results. These should now be limited to articles from peer-reviewed journals.



Please Keep in Mind:

- Not all articles are full text.
- Response time may be slow if the Internet is especially busy.
- Please ask for assistance if you have any questions.