

Fiscal Year 2019

A Current Look at Georgia Public Libraries and GPLS



GEORGIA PUBLIC
LIBRARY SERVICE

June 2021

Contents

• Introduction from State Librarian	3
• Georgia Library Laws	4
• Value of Public Library Services	5
• State Funding for Georgia Public Libraries	6-10
• Local Funding for Georgia Public Libraries	11-14
• Local and State Funding Ratios	15-16
• State and Local Funding for Library Facilities	17-18
• Library Cards and Circulation	19-25
• Resource Sharing – Interlibrary Loans and Courier Service	26-27
• Public Access Computers in Georgia Public Libraries	28-32
• Public Service Hours	23-35
• Library Collections and Expenditures	36-45
• Expenditures of Georgia Public Libraries	46-52
• GPLS and Key Services for Georgia Public Libraries	53-54
• GPLS Expenditures and Staffing	55
• GPLS Recent Benchmarks and Milestones	56-59
• Data Sources	60

Georgia's 62 Public Library Systems



In FY2019, Fitzgerald-Ben Hill County Public Library joined the Coastal Plain Regional System (with the state going from 63 to 62 systems), and Atlanta-Fulton County Public Library was renamed the Fulton County Library System.



The 2019 edition of "A Current Look at Georgia's Public Libraries and GPLS" is now available, offering a detailed examination of the statistical data that describes the operations, funding, and usage of the over 400 public library facilities throughout our state. This report highlights the value of each of these libraries and the services and programs they offer in every county in Georgia through what is now 62 public library systems as Fitzgerald-Ben Hill County Public Library joined the Coastal Plain Regional System during FY2019. Also of note is that the Atlanta-Fulton County Public Library name was changed to the Fulton County Library System.

This report offers statistical data and analysis of Fiscal Year 2019, which began July 1, 2018, and ended June 30, 2019. Each of the 62 public library systems submits an annual report to GPLS; these annual reports provide the data utilized in the preparation of "A Current Look." Our aggregate data was submitted, as required, to the federal Institute for Museum and Library Services (IMLS) in spring 2020 for inclusion in the national Public Libraries Survey, which provides a national view of public library facilities, services, and funding.

"A Current Look" provides data in ways we hope are useful to those who fund, support, and use public libraries in Georgia. Georgia libraries are valuable to the community, evidenced by the over 26 million in-person visits to the libraries during the year, over 67 million library website visits, and the 2.5 million in attendance at library programs. For the third year in a row, over 40% of Georgians own library cards! Despite ranking 49th in total per capita funding nationally, Georgia's libraries continue to offer an impressive array of programs and services that support education at all levels, economic and workforce development, and the informational and recreational needs of Georgians across the state.

We offer sincere appreciation to the community leaders, trustees, administrators, and funders at the state and local level. Your support makes possible the services Georgia's public libraries deliver to every community.

This report and previous editions of "A Current Look" may be accessed on our website at www.georgialibraries.org/statistics/.

Julie Walker
State Librarian | Associate Vice Chancellor for Libraries

Georgia Public Library Service | University System of Georgia
2872 Woodcock Boulevard, Suite 250 | Atlanta GA 30341
(404) 406-4519 | jwalker@georgialibraries.org

Empowering libraries to improve the lives of all Georgians

Georgia Library Laws

- By statutory authority, Georgia Public Library Service, as a unit of the Board of Regents of the University System of Georgia, gives aid, counsel and advice to all libraries in Georgia and works in a limited supervisory capacity with the 62 public library systems.
- **OCGA § 20-5-2 (a)** states that the agency "... shall give aid, advice and counsel to all libraries" and "shall exercise supervision over all public libraries and endeavor to improve libraries already established."
- **OCGA § 20-2-305 (a)** states that the agency "... shall annually determine and request of the General Assembly the amount of funds needed for county and regional public libraries" and that "Public Library funds shall be apportioned to county and regional public libraries in proportion to the area and population to be served by such libraries . . ."
- Public library systems in Georgia are either single-county or multiple-county, based on the individual participating agreements. There are currently 34 multiple-county (regional) public library systems and 28 single-county public library systems. **OCGA § 20-5-41** places authority of single-county library systems with the county board of trustees and places authority of multiple-county library systems with the regional board of trustees.
- While GPLS strongly supports efficiency and economy in the operation of public library systems, it realizes that local preferences, history and political realities drive the decisions of how public libraries are configured and aligned. It is the role of GPLS to advocate for strong, fiscally sound and viable public libraries.
- Georgia statutes related to public libraries may be found at www.georgialibraries.org/library-laws/

Value of Public Library Services

If a **family of four** borrows two hardcover books, two e-books, and two DVDs each month, attends one program per quarter, and annually takes advantage of the museum and attraction passes available at every public library in the state, that family would **save more than \$1,885 every year** over the cost of buying those materials and tickets individually. *In addition, there is the value of public-access Internet, job skills training, homework help, and dozens of other services that Georgia libraries routinely provide free of charge!*

- **2 hardcover books per month for a year**
 - The average book costs \$26.00.
 - This saved the family of four a total of **\$624**.
- **2 e-books per month for a year**
 - The average eBook consumer cost is \$12.77.
 - This saved the family of four a total of **\$306**.
- **2 DVDs per month for a year**
 - The average DVD costs \$15.00.
 - This saved the family of four a total of **\$360**.
- **1 library program per quarter**
 - The average cost of a movie ticket is \$9.16.
 - This saved the family of four a total of **\$147**.
- **1 time per year using the Passes from the Breman Museum, Center for Puppetry Arts, Chattahoochee Nature Center, Georgia State Parks and Historic Sites, Go Fish Education Center, Macon Museums, and the Michael C. Carlos Museum.** This saved the family of four a total of **\$448**.

In 2019, the value of public library services is more than \$1885 for just these services!

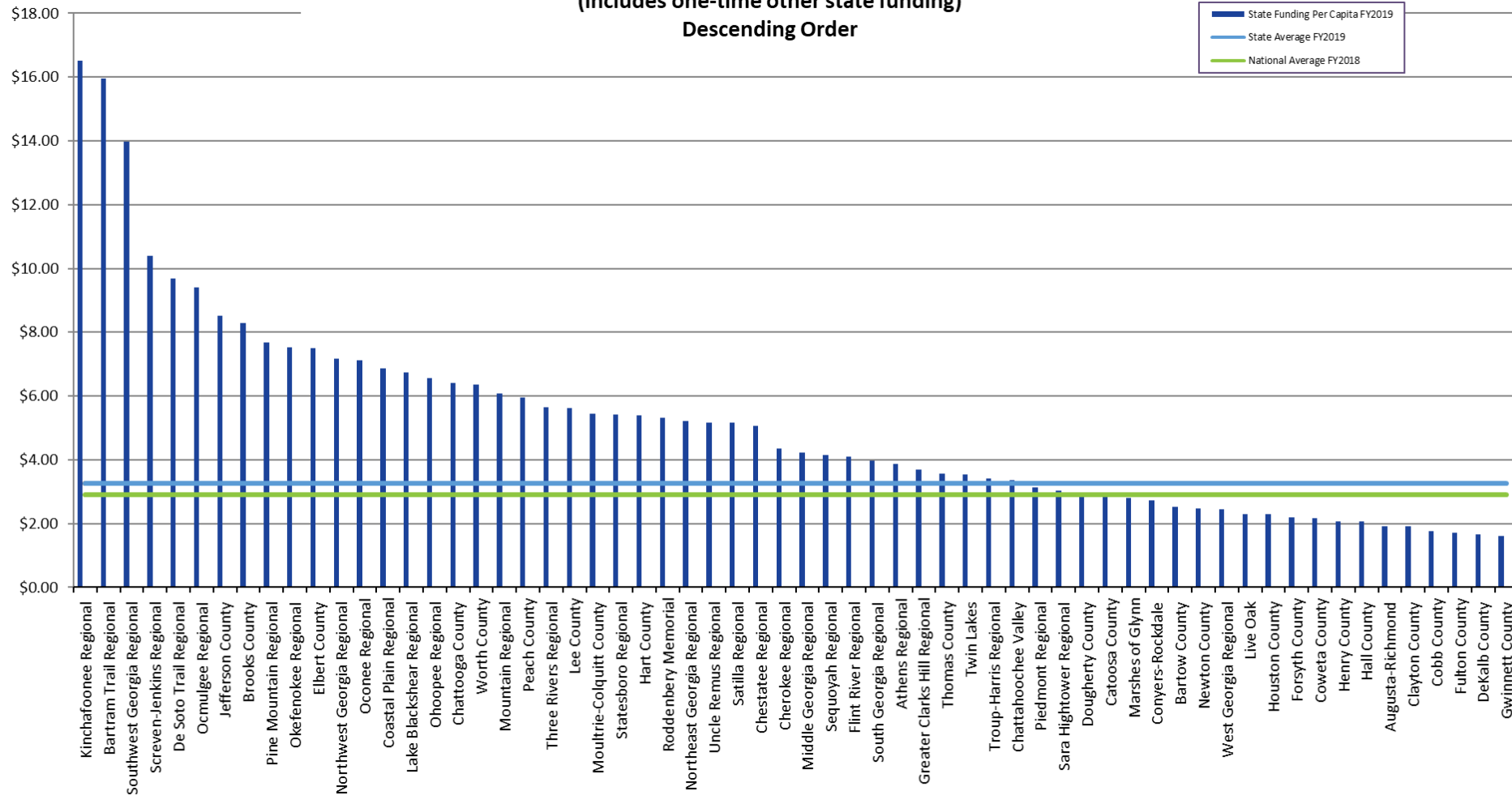
State Grant Funding for Public Libraries

- By state law OCGA § 20-5-3, state grant funding is apportioned by formula to the library systems on the basis of population and geography (http://www.georgialibraries.org/lib/library_laws/OCGA - 20-5-3.pdf).
- State grant funding is provided for professional salaries, library materials, operational support, libraries for the blind and physically handicapped, and, by grant award, for capital improvement.
- Georgia is the only state that provides grants that are specifically designated for the salaries of professional librarians, thus ensuring that each system is administered and led by licensed librarians.
- In FY2018, Georgia ranked 10th in the nation in terms of state funding per capita for public libraries, at \$3.12 while the national average was \$2.90.
- Even with the significant funding provided by the state, in FY2018, Georgia ranked 49th among the states in terms of **total** per capita funding of public libraries at \$18.85. The national average for **total** per capita funding was \$40.75. Note that FY2018 is the most recent year for which IMLS has published national data tables.
- In FY2019, Georgia's per capita state funding was \$3.26.

State Grant Funding Per Capita FY2019 (Formula based)

(includes one-time other state funding)

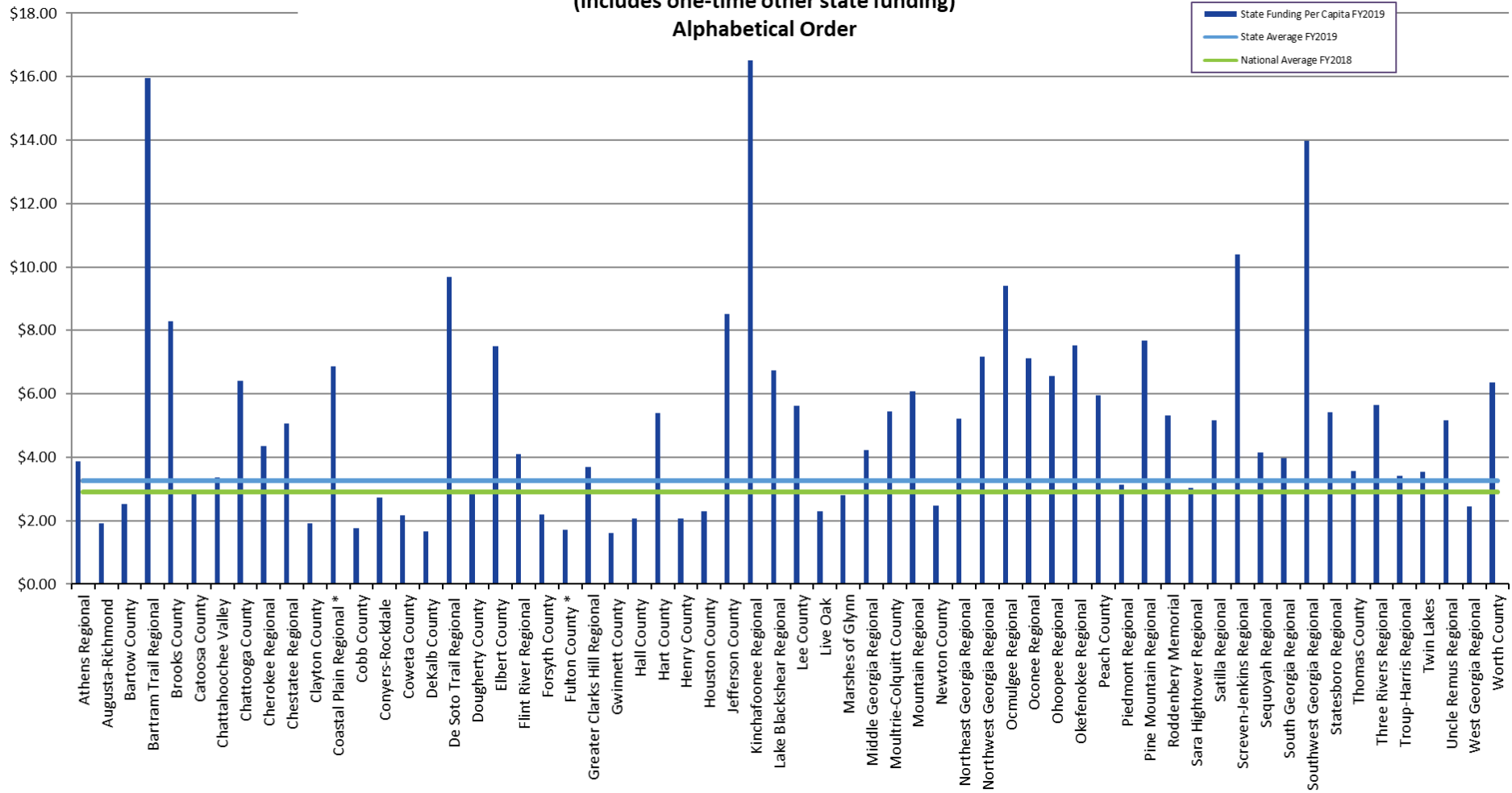
Descending Order



State Grant Funding Per Capita FY2019 (Formula based)

(includes one-time other state funding)

Alphabetical Order



State Grant Funding per Capita System Detail FY2017-19

(Formula based)

Library System	2017			2018			2019		
	Population	Total State Funding	Per Capita	Population	Total State Funding	Per Capita	Population	Total State Funding	Per Capita
Athens Regional	228,317	\$ 946,126	\$ 4.14	230,417	\$ 1,016,173	\$ 4.41	232,589	\$ 901,180	\$ 3.87
Augusta-Richmond	205,246	521,323	2.54	206,057	489,951	2.38	206,620	396,428	1.92
Bartow County	105,603	259,272	2.46	106,686	267,862	2.51	107,725	270,822	2.51
Bartram Trail Regional	33,464	333,615	9.97	33,510	383,014	11.43	33,522	534,838	15.95
Brooks County	15,413	122,803	7.97	15,387	152,689	9.92	15,337	127,103	8.29
Catoosa County	67,733	183,849	2.71	68,338	192,864	2.82	68,911	194,557	2.82
Chattahoochee Valley	236,833	726,793	3.07	238,497	759,662	3.19	239,915	803,879	3.35
Chattooga County	25,204	133,828	5.31	25,220	140,729	5.58	25,222	161,543	6.40
Cherokee Regional	85,839	324,715	3.78	86,122	430,331	5.00	86,315	376,761	4.36
Chestatee Regional	56,899	271,543	4.77	57,223	269,850	4.67	58,557	295,796	5.05
Clayton County	275,079	548,840	2.00	277,793	554,338	2.00	280,140	536,152	1.91
Coastal Plain Regional *	95,314	634,175	6.65	95,652	681,466	7.12	113,957	783,039	6.87
Cobb County	754,461	1,236,600	1.64	763,778	1,300,797	1.70	772,544	1,359,732	1.76
Conyers-Rockdale	91,679	238,564	2.60	92,869	244,763	2.64	94,077	257,253	2.73
Coweta County	144,098	301,592	2.09	146,828	315,506	2.15	149,702	325,345	2.17
DeKalb County	739,002	1,115,656	1.51	745,417	1,252,547	1.68	750,778	1,249,332	1.66
De Soto Trail Regional	36,690	374,770	10.21	36,630	347,772	9.49	36,541	353,928	9.69
Dougherty County	93,315	243,830	2.61	93,401	254,178	2.72	93,393	267,189	2.86
Elbert County	19,474	127,220	6.53	19,443	140,475	7.22	19,393	145,481	7.50
Fitzgerald-Ben Hill County	17,868	123,708	6.92	17,956	131,836	7.34			
Flint River Regional	266,576	1,010,407	3.79	268,647	1,016,471	3.78	270,709	1,112,491	4.11
Forsyth County*	222,640	419,603	1.88	229,449	478,280	2.08	237,439	521,154	2.19
Fulton County	1,052,908	1,639,230	1.56	1,070,062	1,747,051	1.63	1,087,425	1,864,668	1.71
Greater Clarks Hill Regional	185,410	635,898	3.43	188,851	681,078	3.61	192,599	713,573	3.70
Gwinnett County	930,553	1,405,230	1.51	948,365	1,462,920	1.54	966,881	1,555,453	1.61
Hall County	200,560	394,819	1.97	203,764	435,796	2.14	207,116	426,503	2.06
Hart County	25,809	143,674	5.57	25,900	136,576	5.27	25,967	140,365	5.41
Henry County	228,179	475,357	2.08	232,442	453,034	1.95	237,005	488,296	2.06
Houston County	156,768	336,984	2.15	159,046	394,914	2.48	161,245	368,858	2.29
Jefferson County	16,251	122,630	7.55	16,234	169,240	10.43	16,212	138,089	8.52
Kinchafoonee Regional	30,161	430,220	14.26	29,983	417,539	13.93	29,784	491,482	16.50
Lake Blackshear Regional	73,833	500,912	6.78	73,768	494,296	6.70	73,643	496,607	6.74
Lee County	31,155	138,834	4.46	31,676	150,632	4.76	32,226	181,413	5.63
Live Oak	419,173	849,145	2.03	424,710	962,736	2.27	429,993	987,190	2.30
Marshes of Glynn	85,202	229,829	2.70	86,126	294,178	3.42	87,023	244,409	2.81
Middle Georgia Regional	229,977	925,309	4.02	230,542	957,010	4.15	230,861	977,489	4.23
Moultrie-Colquitt County	48,195	159,641	3.31	48,675	169,444	3.48	49,120	266,881	5.43
Mountain Regional	57,399	359,278	6.26	57,725	334,896	5.80	58,034	353,068	6.08
Newton County	110,493	262,932	2.38	112,505	270,487	2.40	114,680	282,648	2.46
Northeast Georgia Regional	116,091	549,042	4.73	116,860	572,950	4.90	117,638	613,448	5.21
Northwest Georgia Regional	203,860	617,711	3.03	205,333	655,130	3.19	206,617	1,482,859	7.18
Ocmulgee Regional	79,044	693,988	8.78	79,057	666,978	8.44	79,035	742,439	9.39
Oconee Regional	89,431	607,550	6.79	89,725	637,758	7.11	89,970	639,683	7.11
Ohoopsee Regional	78,863	497,052	6.30	79,373	524,055	6.60	79,829	523,960	6.56
Okfe诺基 Regional	93,448	749,797	8.02	94,036	644,579	6.85	94,603	711,120	7.52
Peach County	27,413	120,316	4.39	27,513	142,577	5.18	27,562	163,886	5.95
Piedmont Regional	164,982	503,424	3.05	168,500	518,931	3.08	172,304	541,036	3.14
Pine Mountain Regional	62,378	460,652	7.38	62,293	478,196	7.68	62,140	476,446	7.67
Roddenbery Memorial	26,110	124,421	4.77	26,318	151,328	5.75	26,509	141,152	5.32
Sara Hightower Regional	139,835	410,922	2.94	140,543	402,857	2.87	141,132	427,132	3.03
Satilla Regional	52,984	261,598	4.94	53,352	270,214	5.06	53,699	277,064	5.16
Screven-Jenkins Regional	23,609	226,735	9.60	23,634	240,616	10.18	23,633	245,582	10.39
Sequoyah Regional	307,437	750,465	2.44	313,479	790,312	2.52	320,017	1,330,797	4.16
South Georgia Regional	134,269	479,207	3.57	135,991	498,270	3.66	137,666	546,719	3.97
Southwest Georgia Regional	42,653	454,063	10.65	42,757	523,966	12.25	42,818	597,849	13.96
Statesboro Regional	158,190	836,078	5.29	160,486	856,997	5.34	162,951	881,457	5.41
Thomas County	46,166	156,578	3.39	46,490	166,770	3.59	46,779	166,616	3.56
Three Rivers Regional	149,121	803,430	5.39	150,468	837,825	5.57	151,750	857,679	5.65
Troup-Harris Regional	106,324	347,153	3.27	107,476	364,724	3.39	108,684	371,302	3.42
Twin Lakes	46,875	158,581	3.38	47,084	225,216	4.78	47,285	167,444	3.54
Uncle Remus Regional	171,443	1,075,912	6.28	173,377	949,150	5.47	175,404	905,683	5.16
West Georgia Regional	467,577	1,196,657	2.56	475,537	1,593,101	3.35	483,794	1,189,886	2.46
Worth County	21,181	128,508	6.07	21,153	136,529	6.45	21,104	134,349	6.37
Georgia State Totals	10,508,057	\$ 31,418,595	\$ 2.99	10,637,029	\$ 33,202,410	\$ 3.12	10,766,121	\$ 35,086,583	\$ 3.26

State Grant Funding by Category (Formula based) System Detail FY2017-19

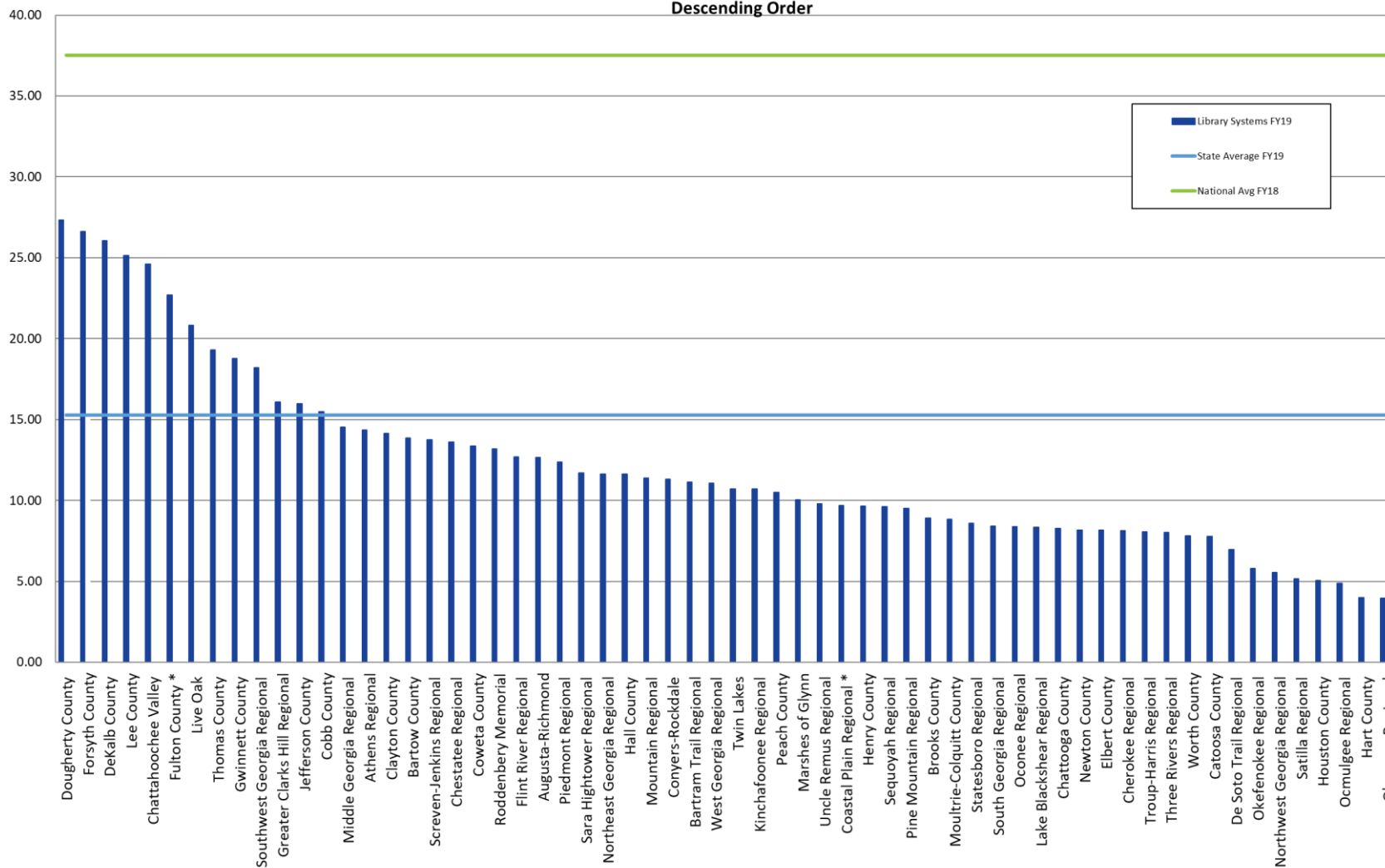
Library System	2017 - % Change from FY16 = 9.8%					2018 - % Change from FY17 = 5.0%					2019 - % Change from FY18 = 6.0%				
	State Funds Used for Salaries and Wages	State Funds Used for Salary Benefits	State Funds Used for Purchases of Books and Materials	State Funds Used for Other Regular Operating Costs	Total State Funded Operations	State Funds Used for Salaries and Wages	State Funds Used for Salary Benefits	State Funds Used for Purchases of Books and Materials	State Funds Used for Other Regular Operating Costs	Total State Funded Operations	State Funds Used for Salaries and Wages	State Funds Used for Salary Benefits	State Funds Used for Purchases of Books and Materials	State Funds Used for Other Regular Operating Costs	Total State Funded Operations
Athens Regional	\$602,545	\$187,494	\$57,931	\$22,999	\$870,970	\$602,622	\$206,180	\$57,604	\$145,168	\$1,011,574	\$606,931	\$231,216	\$69,776	\$55,425	\$963,348
Augusta-Richmond	216,132	54,033	53,661	0	323,826	271,249	57,032	51,514	-	379,795	227,676	60,587	61,986	48,708	398,957
Bartow County	140,364	42,566	28,075	31,456	242,461	143,469	46,173	26,671	51,549	267,862	143,315	50,207	32,318	44,982	270,822
Bartram Trail Regional	221,714	56,388	17,065	41,898	337,065	228,657	62,044	15,819	78,494	383,014	189,758	58,483	19,882	266,714	534,837
Brooks County	80,273	15,422	4,174	2,234	122,803	82,027	17,199	3,847	49,617	152,690	81,224	20,086	4,601	21,192	127,103
Catoosa County	76,453	25,402	31,291	50703	183,849	76,611	27,983	41,460	46,811	192,865	76,539	29,807	44,635	44,761	195,743
Chattahoochee Valley	530,608	88,497	57,373	3789	680,267	556,108	85,616	59,624	11,611	712,959	505,320	149,262	71,975	12,832	739,389
Chattooga County	70,669	25,026	8,751	29382	133,828	72,450	26,802	7,349	34,127	140,728	72,089	29,221	7,884	21,380	130,574
Cherokee Regional	201,919	68,246	22,318	32232	324,715	188,042	78,856	21,714	141,719	430,331	204,813	80,921	26,053	64,975	376,762
Chestatee Regional	179,810	53,502	14,934	0	248,246	178,048	61,250	14,431	-	253,729	175,631	68,265	17,567	-	261,463
Clayton County	259,955	97,445	69,555	44885	471,840	241,839	128,636	69,448	45,415	485,338	247,634	133,684	84,042	47,434	512,794
Coastal Plain Regional	397,867	155,528	25,132	55648	634,175	393,967	157,340	23,913	106,245	681,465	474,038	187,196	34,088	87,718	783,040
Cobb County	629,150	251,660	188,754	91467	1,161,031	691,993	311,397	190,944	11,853	1,206,187	671,252	328,914	231,764	104,538	1,336,468
Conyers-Rockdale	117,190	39,654	-	42829	199,673	136,079	49,064	23,217	19,871	228,231	108,888	42,151	28,223	58,894	238,156
Coweta County	136,549	46,378	37,023	61647	281,597	189,641	36,707	61,790	288,138	178,348	-	-	44,911	64,263	287,522
DeKalb County	727,635	-	183,863	204158	1,115,656	912,974	-	186,354	60,577	1,159,905	931,713	-	225,233	92,386	1,249,332
De Soto Trail Regional	216,995	53,170	9,517	32108	311,790	200,635	79,423	9,158	31,511	320,727	-	63,616	10,962	31,435	328,131
Dougherty County	133,447	49,483	60,900	0	243,830	136,116	53,526	24,072	40,465	254,179	136,116	57,406	28,018	45,649	267,189
Elbert County	87,085	25,666	5,060	15	117,827	88,243	27,580	4,861	128	120,812	88,015	29,978	5,818	-	123,811
Fitzgerald-Ben Hill County *	77,538	18,157	4,575	15434	115,704	47,602	11,462	4,489	68,283	131,836	-	-	-	-	-
Flint River Regional	607,753	185,823	68,950	160885	1,023,410	619,256	203,301	67,162	126,752	1,016,471	612,070	223,059	81,213	196,149	1,112,491
Forsyth County	196,700	73,465	114,846	0	385,011	265,155	105,320	61,190	-	431,665	265,155	112,790	-	-	459,878
Fulton County *	899,392	330,358	257,774	151635	1,639,159	936,497	375,816	267,516	70,001	1,649,830	1,392,278	-	326,228	146,162	1,864,668
Greater Clarks Hill Regional	320,364	130,920	44,398	95363	591,045	353,230	152,869	47,213	78,630	631,942	403,912	113,905	57,779	81,197	656,793
Gwinnett County	829,242	313,273	233,624	29091	1,405,230	845,819	338,404	237,091	41,606	1,462,920	845,818	362,036	290,064	57,535	1,555,453
Hall County	205,291	64,874	51,571	73083	394,819	209,396	70,663	50,941	104,796	435,796	209,396	76,338	62,135	78,634	426,503
Hart County	96,566	21,021	6,490	19581	143,658	78,924	22,962	6,475	30,215	136,576	81,183	30,763	7,790	20,630	140,366
Henry County	273,882	83,518	61,311	17072	435,783	239,206	93,212	58,110	36,925	427,453	269,832	108,114	71,102	39,249	488,297
Houston County	211,166	58,999	39,368	27451	336,984	212,012	68,036	40,380	25,761	346,189	211,633	74,101	48,423	34,701	368,858
Jefferson County	75,636	20,031	4,347	14689	114,683	78,109	22,112	4,058	45,425	149,704	77,129	24,180	4,864	13,946	120,119
Kinchafoonee Regional	254,457	99,308	17,989	58465	430,220	261,969	108,451	12,888	34,176	417,484	261,041	116,905	12,415	134,921	525,282
Lake Blackshear Regional	320,288	128,142	19,876	32606	500,912	325,495	108,439	18,442	41,920	494,296	322,278	119,019	22,093	33,217	496,607
Lee County	70,193	25,502	10,313	32826	138,834	71,597	27,628	10,407	24,761	134,393	71,597	30,838	15,167	33,240	150,842
Live Oak	550,259	160,468	137,898	0	848,625	587,390	144,751	148,940	-	881,081	670,442	68,648	178,306	-	915,396
Marshes of Glynn	137,280	31,501	21,392	23061	213,234	137,073	43,620	21,531	18,520	220,744	148,431	44,091	26,107	10,343	229,972
Middle Georgia Regional	503,043	165,997	59,760	136376	865,176	548,267	202,856	57,636	148,251	957,010	538,037	232,465	78,421	128,566	977,489
Moultrie-Colquitt County	70,193	25,502	12,172	51774	159,641	71,597	27,629	12,169	58,050	169,445	71,597	30,557	14,736	150,835	267,725
Mountain Regional	227,864	67,211	14,794	24995	334,864	216,703	64,074	14,431	49,658	344,866	-	-	-	-	-
Newton County	132,524	50,406	28,846	51156	262,932	141,047	48,594	28,126	52,719	270,486	139,211	54,311	34,404	54,722	282,648
Northeast Georgia Regional	312,328	128,780	30,012	41518	512,637	320,974	138,600	37,327	526,116	322,369	141,561	35,291	42,908	542,129	842,129
Northwest Georgia Regional	355,415	141,892	53,114	0	550,421	354,751	153,740	51,333	-	559,824	358,944	61,985	-	580,848	
Ocmulgee Regional	396,813	120,739	55,900	109631	683,083	439,508	160,440	34,935	45,490	680,373	422,458	155,272	26,050	84,735	688,515
Oconee Regional	325,031	120,602	77,893	84025	607,550	359,042	129,861	67,531	81,324	637,758	367,562	159,483	62,854	49,784	639,683
Ohoopsee Regional	310,094	104,643	20,542	21405	456,685	319,863	127,974	19,843	16,816	484,496	323,269	140,536	23,949	14,722	502,476
Okfenokee Regional	372,976	156,337	24,078	20527	573,918	379,175	169,264	23,509	19,244	591,192	383,139	168,219	28,381	27,876	607,615
Peach County	70,193	25,502	7,687	25934	129,316	71,598	27,629	6,878	36,475	142,580	71,596	29,714	8,269	54,307	163,886
Piedmont Regional	314,913	129,722	42,368	16421	503,424	353,068	107,823	42,125	15,915	518,931	304,953	128,823	51,691	55,569	541,036
Pine Mountain Regional	293,476	99,912	16,367	19226	428,981	287,444	102,646	15,573	33,972	439,635	263,560	101,141	18,642	58,946	442,289
Roddenberry Memorial	96,664	21,189	6,568	0	124,421	97,915	23,951	6,580	-	128,446	96,362	27,752	7,953	9,085	141,152
Sara Hightower Regional	203,786	76,569	35,843	94724	410,922	213,645	68,921	35,136	52,788	370,490	200,534	85,200	46,944	94,454	427,132
Satilla Regional	140,299	42,631	13,643	46024	242,597	144,592	45,050	13,338	67,234	270,214	155,034	38,488	16,110	67,432	277,064
Screven-Jenkins Regional	149,036	43,660	5,818	9862	208,376	149,436	47,432	5,918	37,830	240,616	151,189	61,463	7,090	1,200	220,942
Sequoyah Regional	487,718	131,387	76,776	54384	750,465	489,621	157,031	78,370	65,290	790,312	501,489	153,093	96,005	580,210	1,330,797
South Georgia Regional	275,477	109,817	35,000	26928	447,222	284,070	111,233	33,998	27,640	456,941	282,902	127,976	41,300	94,541	546,719
Southwest Georgia Regional	262,551	113,844	12,992	60765	450,152	287,288	119,937	12,008	122,797	522,030	271,895	128,931	13,269	183,755	597,850
Statesboro Regional	479,364	149,368	40,353	166993	836,078	470,174	152,878	40,122	193,822	856,996	482,589	169,430	48,885	180,553	881,457
Thomas County	92,002	41,536	11,498	11542	156,578	98,473	40,746	11,623	15,928	166,770	100,185	41,367	14,034	11,030	166,616
Three Rivers Regional	428,222	171,790	12,966	98903	711,881	487,243	213,189	37,617	32,111	770,180	493,643	219,297	60,063	20,791	793,794
Troup-Harris Regional	196,700	73,465	34,451	20167	324,783	200,635	79,423	26,869	27,938	334,865	205,898	79,835	37,110	24,472	347,316
Twin Lakes	78,490	17,205	12,041	40622	148,358	79,725	19,500	11,771	40,504	151,500	80,870	20,440	14,186	40,677	156,173
Uncle Remus Regional	523,152	205,													

Local Funding for Public Libraries

- By statutory authority, Georgia Public Library Service, as a unit of the Board of Regents of the University System of Georgia, gives aid, counsel and advice to all libraries in Georgia and works in a limited supervisory capacity with the 62 public library systems.
- Local funding (including one-time funding but not capital funding) for Georgia's public libraries varied widely across the state in FY2019, from \$3.98 per capita per capita at Ochopee Regional to \$27.33 at Dougherty County.
- The majority of the public library systems in Georgia (over 81%) received local funding that was below the statewide average of \$15.28.
- For FY2019, local funding for **all** 62 of Georgia's library systems was below the FY2018 national average of \$37.51.
- Georgia ranked 47th in the nation in local funding per capita for public libraries in FY2018.
- Eight public library systems (Bartow County Public Library, De Soto Trail Regional Library, Hart County Public Library, Kinchafoonee Regional Library System, Northwest Georgia Regional Library System, Ocmulgee Regional Library System, Ochopee Regional Library System, and Okefenokee Regional Library System) received more state funding than local funding.
- When looking at the amount of funding provided to all Georgia libraries by state and local sources, 18% came from the state while 82% came from local sources.

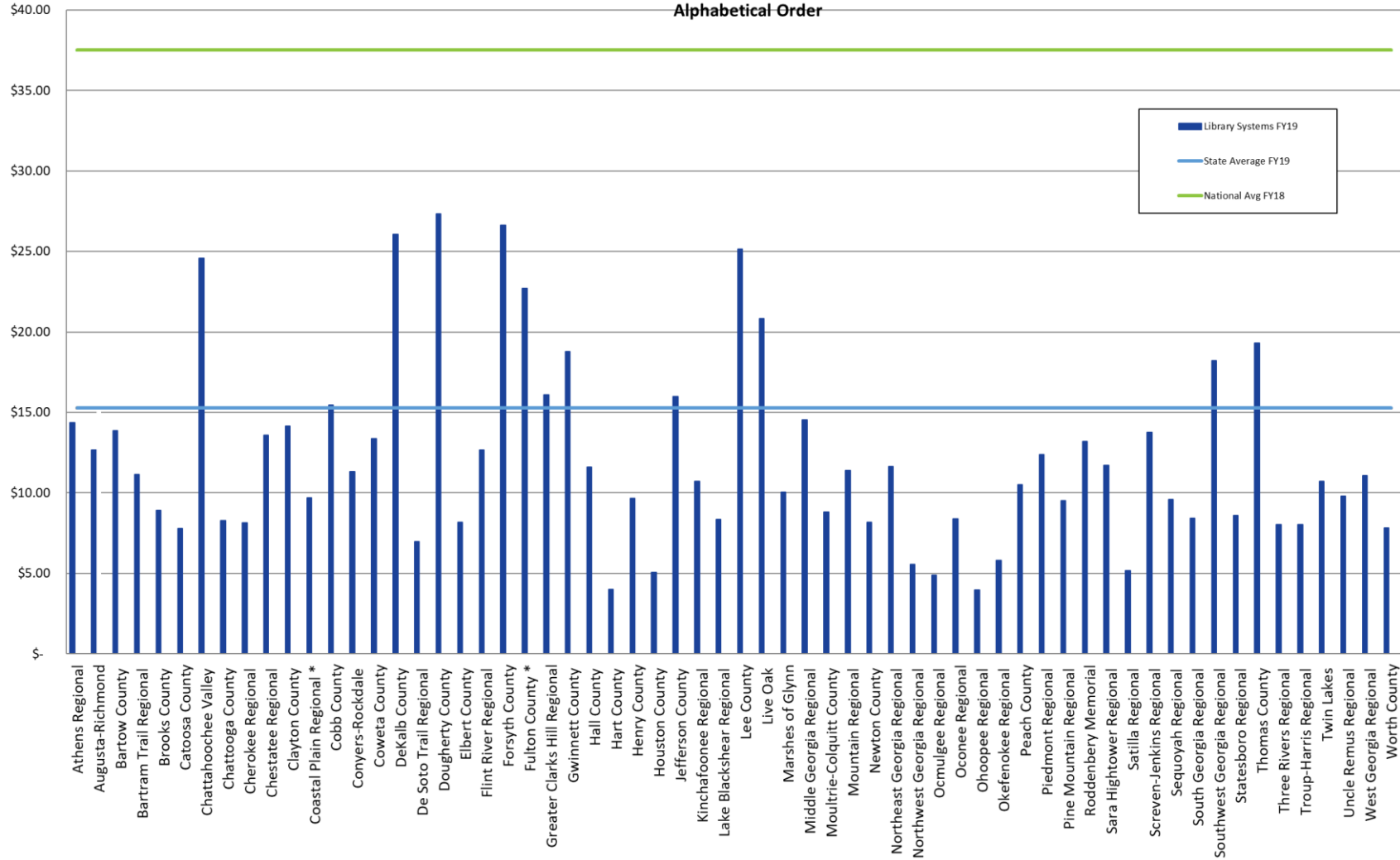
Local Funding Per Capita FY2019

Descending Order



Local Funding Per Capita FY2019

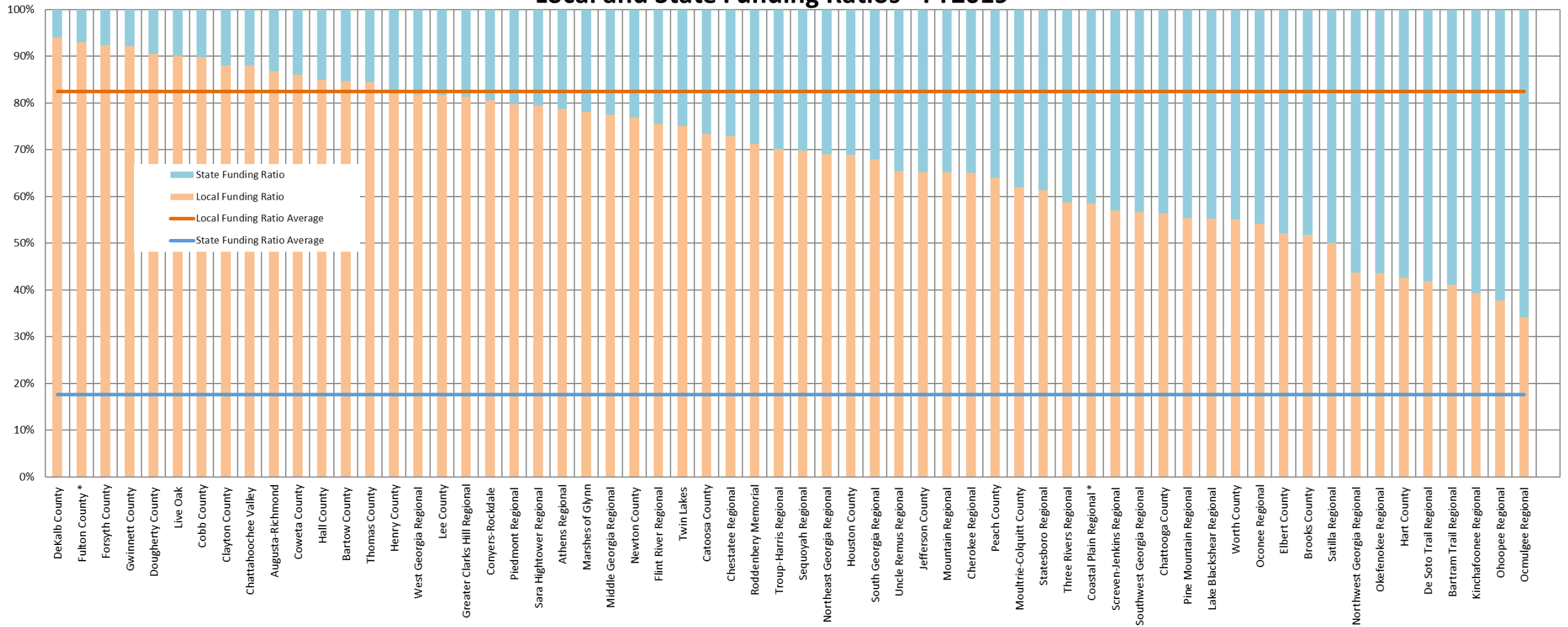
Alphabetical Order



Local Funding per Capita System Detail FY2017-19

Library System	2017			2018			2019		
	Population	Total Local Funding	Per Capita	Population	Total Local Funding	Per Capita	Population	Total Local Funding	Per Capita
Athens Regional	228,317	\$ 3,619,348	\$ 15.85	230,417	\$ 3,653,748	\$ 15.86	232,589	\$ 3,340,005	\$ 14.36
Augusta-Richmond	205,246	2,688,285	13.10	206,057	2,649,595	12.86	206,620	2,616,100	12.66
Bartow County	105,603	1,564,748	14.82	106,686	1,581,698	14.83	107,725	1,492,310	13.85
Bartram Trail Regional	33,464	442,495	13.22	33,510	517,446	15.44	33,522	373,612	11.15
Brooks County	15,413	140,344	9.11	15,387	136,665	8.88	15,337	136,527	8.90
Catoosa County	67,733	543,564	8.03	68,338	580,836	8.50	68,911	535,463	7.77
Chattahoochee Valley	236,833	6,775,313	28.61	238,497	7,324,567	30.71	239,915	5,899,246	24.59
Chattooga County	25,204	246,138	9.77	25,220	237,371	9.41	25,222	208,482	8.27
Cherokee Regional	85,839	755,293	8.80	86,122	796,143	9.24	86,315	702,221	8.14
Chestatee Regional	56,899	830,593	14.60	57,723	858,516	14.87	58,557	796,360	13.60
Clayton County	275,079	3,922,575	14.26	277,793	4,012,624	14.44	280,140	3,965,529	14.16
Coastal Plain Regional *	95,314	1,016,803	10.67	95,652	1,046,950	10.95	113,957	1,104,687	9.69
Cobb County	754,461	10,591,938	14.04	763,778	12,032,018	15.75	772,544	11,950,162	15.47
Conyers-Rockdale	91,679	975,713	10.64	92,869	1,114,485	12.00	94,077	1,065,246	11.32
Coweta County	144,098	2,162,991	15.01	146,828	2,147,026	14.62	149,702	1,999,969	13.36
DeKalb County	739,002	18,330,672	24.80	745,417	20,265,652	27.19	750,778	19,560,195	26.05
De Soto Trail Regional	36,690	257,157	7.01	36,630	300,189	8.20	36,541	254,540	6.97
Dougherty County	93,315	2,474,921	26.52	93,401	2,546,027	27.26	93,393	2,552,741	27.33
Elbert County	19,474	188,671	9.69	19,443	187,069	9.62	19,393	158,428	8.17
Fitzgerald-Ben Hill County	17,868	281,975	15.78	17,956	281,107	15.66			
Flint River Regional	266,576	3,718,797	13.95	268,647	3,560,677	13.25	270,709	3,431,390	12.68
Forsyth County	222,640	6,348,700	28.52	229,449	6,109,735	26.63	237,439	6,318,629	26.61
Fulton County *	1,052,908	25,457,188	24.18	1,070,062	26,843,758	25.09	1,087,425	24,682,325	22.70
Greater Clarks Hill Regional	185,410	2,262,350	12.20	188,851	3,120,217	16.52	192,599	3,099,698	16.09
Gwinnett County	930,553	18,514,952	19.90	948,365	18,016,006	19.00	966,881	18,155,865	18.78
Hall County	200,560	2,587,016	12.90	203,764	2,547,820	12.50	207,116	2,406,097	11.62
Hart County	25,809	130,196	5.04	25,900	152,752	5.90	25,967	103,800	4.00
Henry County	228,179	2,624,983	11.50	232,442	2,698,084	11.61	237,005	2,286,246	9.65
Houston County	156,768	919,598	5.87	159,046	947,469	5.96	161,245	817,200	5.07
Jefferson County	16,251	303,156	18.65	16,234	287,244	17.69	16,212	259,097	15.98
Kinchafoonee Regional	30,161	483,609	16.03	29,983	436,739	14.57	29,784	318,863	10.71
Lake Blackshear Regional	73,833	733,721	9.94	73,768	672,061	9.11	73,643	614,213	8.34
Lee County	31,155	901,151	28.92	31,676	916,310	28.93	32,226	810,351	25.15
Live Oak	419,173	9,401,599	22.43	424,710	9,258,644	21.80	429,993	8,958,088	20.83
Marshes of Glynn	85,202	814,552	9.56	86,126	862,493	10.01	87,023	874,105	10.04
Middle Georgia Regional	229,977	3,382,811	14.71	230,542	3,619,700	15.70	230,861	3,353,974	14.53
Moultrie-Colquitt County	48,195	562,355	11.67	48,675	589,953	12.12	49,120	433,386	8.82
Mountain Regional	57,399	762,852	13.29	57,725	793,101	13.74	58,034	660,945	11.39
Newton County	110,493	1,075,970	9.74	112,505	1,037,881	9.23	114,680	938,452	8.18
Northeast Georgia Regional	116,091	1,281,983	11.04	116,860	1,475,434	12.63	117,638	1,369,517	11.64
Northwest Georgia Regional	203,860	1,307,746	6.41	205,333	1,289,982	6.28	206,617	1,148,887	5.56
Ocmulgee Regional	79,044	469,655	5.94	79,057	449,739	5.69	79,035	385,284	4.87
Oconee Regional	89,431	907,167	10.14	89,725	900,625	10.04	89,970	754,711	8.39
Ochoppee Regional	78,863	361,899	4.59	79,373	375,224	4.73	79,829	317,588	3.98
Okfeenokee Regional	93,448	792,901	8.48	94,036	571,814	6.08	94,603	548,998	5.80
Peach County	27,413	317,313	11.58	27,513	315,824	11.48	27,562	289,860	10.52
Piedmont Regional	164,982	2,304,499	13.97	168,500	2,011,025	11.93	172,304	2,131,097	12.37
Pine Mountain Regional	62,378	582,031	9.33	62,293	623,156	10.00	62,140	590,633	9.50
Roddenberry Memorial	26,110	411,314	15.75	26,318	402,834	15.31	26,509	349,358	13.18
Sara Hightower Regional	139,835	1,763,603	12.61	140,543	1,871,088	13.31	141,132	1,651,200	11.70
Satilla Regional	52,984	298,061	5.63	53,352	299,341	5.61	53,699	277,893	5.18
Screven-Jenkins Regional	23,609	412,380	17.47	23,634	385,499	16.31	23,633	325,360	13.77
Sequoyah Regional	307,437	3,626,858	11.80	313,479	3,875,460	12.36	320,017	3,072,786	9.60
South Georgia Regional	134,269	1,282,370	9.55	135,991	1,266,747	9.31	137,666	1,160,010	8.43
Southwest Georgia Regional	42,653	825,638	19.36	42,757	864,422	20.22	42,818	779,766	18.21
Statesboro Regional	158,190	1,608,830	10.17	160,486	1,609,783	10.03	162,951	1,400,691	8.60
Thomas County	46,166	1,034,707	22.41	46,490	1,100,543	23.67	46,779	903,612	19.32
Three Rivers Regional	149,121	1,403,479	9.41	150,468	1,358,598	9.03	151,750	1,220,512	8.04
Troup-Harris Regional	106,324	882,977	8.30	107,476	924,570	8.60	108,684	874,897	8.05
Twin Lakes	46,875	531,070	11.33	47,084	551,430	11.71	47,285	506,769	10.72
Uncle Remus Regional	171,443	2,064,237	12.04	173,377	2,102,028	12.12	175,404	1,717,685	9.79
West Georgia Regional	467,577	4,666,844	9.98	475,537	5,023,213	10.56	483,794	5,354,757	11.07
Worth County	21,181	200,214	9.45	21,153	204,915	9.69	21,104	165,000	7.82
Georgia State Totals	10,508,057	\$ 168,132,872	\$ 16.00	10,637,029	\$ 174,593,670	\$ 16.41	10,766,121	\$ 164,531,418	\$ 15.28

Local and State Funding Ratios - FY2019



Local and State Governmental Funding Ratios System Detail FY2019

Local and State Governmental Funding Ratios for Georgia Public Libraries - FY2019						
Library System	Total Local Funding	% Local	Total State Funding	% State	Local + State Funding	% Sum
Athens Regional	\$ 3,340,005	78.8%	\$ 901,180	21.2%	\$ 4,241,185	100%
Augusta-Richmond	2,616,100	86.8%	396,428	13.2%	\$ 3,012,528	100%
Bartow County	1,492,310	84.6%	270,822	15.4%	\$ 1,763,132	100%
Bartram Trail Regional	373,612	41.1%	534,838	58.9%	\$ 908,450	100%
Brooks County	136,527	51.8%	127,103	48.2%	\$ 263,630	100%
Catoosa County	535,463	73.3%	194,557	26.7%	\$ 730,020	100%
Chattahoochee Valley	5,899,246	88.0%	803,879	12.0%	\$ 6,703,125	100%
Chattooga County	208,482	56.3%	161,543	43.7%	\$ 370,025	100%
Cherokee Regional	702,221	65.1%	376,761	34.9%	\$ 1,078,982	100%
Chestatee Regional	796,360	72.9%	295,796	27.1%	\$ 1,092,156	100%
Clayton County	3,965,529	88.1%	536,152	11.9%	\$ 4,501,681	100%
Coastal Plain Regional *	1,104,687	58.5%	783,039	41.5%	\$ 1,887,726	100%
Cobb County	11,950,162	89.8%	1,359,732	10.2%	\$ 13,309,894	100%
Conyers-Rockdale	1,065,246	80.5%	257,253	19.5%	\$ 1,322,499	100%
Coweta County	1,999,969	86.0%	325,345	14.0%	\$ 2,325,314	100%
DeKalb County	19,560,195	94.0%	1,249,332	6.0%	\$ 20,809,527	100%
De Soto Trail Regional	254,540	41.8%	353,928	58.2%	\$ 608,468	100%
Dougherty County	2,552,741	90.5%	267,189	9.5%	\$ 2,819,930	100%
Elbert County	158,428	52.1%	145,481	47.9%	\$ 303,909	100%
Flint River Regional	3,431,390	75.5%	1,112,491	24.5%	\$ 4,543,881	100%
Forsyth County	6,318,629	92.4%	521,154	7.6%	\$ 6,839,783	100%
Fulton County *	24,682,325	93.0%	1,864,668	7.0%	\$ 26,546,993	100%
Greater Clarks Hill Regional	3,099,698	81.3%	713,573	18.7%	\$ 3,813,271	100%
Gwinnett County	18,155,865	92.1%	1,555,453	7.9%	\$ 19,711,318	100%
Hall County	2,406,097	84.9%	426,503	15.1%	\$ 2,832,600	100%
Hart County	103,800	42.5%	140,365	57.5%	\$ 244,165	100%
Henry County	2,286,246	82.4%	488,296	17.6%	\$ 2,774,542	100%
Houston County	817,200	68.9%	368,858	31.1%	\$ 1,186,058	100%
Jefferson County	259,097	65.2%	138,089	34.8%	\$ 397,186	100%
Kinchafoonee Regional	318,863	39.3%	491,482	60.7%	\$ 810,345	100%
Lake Blackshear Regional	614,213	55.3%	496,607	44.7%	\$ 1,110,820	100%
Lee County	810,351	81.7%	181,413	18.3%	\$ 991,764	100%
Live Oak	8,958,088	90.1%	987,190	9.9%	\$ 9,945,278	100%
Marshes of Glynn	874,105	78.1%	244,409	21.9%	\$ 1,118,514	100%
Middle Georgia Regional	3,353,974	77.4%	977,489	22.6%	\$ 4,331,463	100%
Moultrie-Colquitt County	433,386	61.9%	266,881	38.1%	\$ 700,267	100%
Mountain Regional	660,945	65.2%	353,068	34.8%	\$ 1,014,013	100%
Newton County	938,452	76.9%	282,648	23.1%	\$ 1,221,100	100%
Northeast Georgia Regional	1,369,517	61.3%	613,448	30.9%	\$ 1,982,965	100%
Northwest Georgia Regional	1,148,887	43.7%	1,482,859	56.3%	\$ 2,631,746	100%
Ocmulgee Regional	385,284	34.2%	742,439	65.8%	\$ 1,127,723	100%
Oconee Regional	754,711	54.1%	639,683	45.9%	\$ 1,394,394	100%
Ohoopsee Regional	317,588	37.7%	523,960	62.3%	\$ 841,548	100%
Okfeokee Regional	548,998	43.6%	711,120	56.4%	\$ 1,260,118	100%
Peach County	289,860	63.9%	163,886	36.1%	\$ 453,746	100%
Piedmont Regional	2,131,097	79.8%	541,036	20.2%	\$ 2,672,133	100%
Pine Mountain Regional	590,633	55.4%	476,446	44.6%	\$ 1,067,079	100%
Roddenbery Memorial	349,358	71.2%	141,152	28.8%	\$ 490,510	100%
Sara Hightower Regional	1,651,200	79.4%	427,132	20.6%	\$ 2,078,332	100%
Satilla Regional	277,893	50.1%	277,064	49.9%	\$ 554,957	100%
Screven-Jenkins Regional	325,360	57.0%	245,582	43.0%	\$ 570,942	100%
Sequoyah Regional	3,072,786	69.8%	1,330,797	30.2%	\$ 4,403,583	100%
South Georgia Regional	1,160,010	68.0%	546,719	32.0%	\$ 1,706,729	100%
Southwest Georgia Regional	779,766	56.6%	597,849	43.4%	\$ 1,377,615	100%
Statesboro Regional	1,400,691	61.4%	881,457	38.6%	\$ 2,282,148	100%
Thomas County	903,612	84.4%	166,616	15.6%	\$ 1,070,228	100%
Three Rivers Regional	1,220,512	58.7%	857,679	41.3%	\$ 2,078,191	100%
Troup-Harris Regional	874,897	70.2%	371,302	29.8%	\$ 1,246,199	100%
Twin Lakes	506,769	75.2%	167,444	24.8%	\$ 674,213	100%
Uncle Remus Regional	1,717,685	65.5%	905,683	34.5%	\$ 2,623,368	100%
West Georgia Regional	5,354,757	81.8%	1,189,886	18.2%	\$ 6,544,643	100%
Worth County	165,000	55.1%	134,349	44.9%	\$ 299,349	100%
Georgia Totals	\$ 164,531,418	82.4%	\$ 35,086,583	17.6%	\$ 199,618,001	100%

State and Local Funding for Library Facilities

Georgia's Public Library Planning and Construction Program

- A match program assisting in new library construction as well as renovations and additions sponsored by Georgia State Financing and Investment Commission in funding for construction of public libraries and implementation of capital outlay programs
- Funded or completed over 77 projects in 57 counties since FY2005 with 22 projects in the planning process, awaiting awards
 - 22 central libraries and 55 branch libraries
 - 35 new libraries and 42 additions and/or renovated libraries
- Total grant funding between FY2005 and FY2019 has been approximately \$117 million
- Total local match funding between FY2005 and FY2019 has been approximately \$152 million
- Total project costs have been over \$269 million funded and completed

Maintenance Repair and Renovation (MR&R) Program

- FY2019 – Granted \$3.75 million matched with \$2.1 million in local contributions, currently assisting over 42 libraries
 - 45 individual projects in 36 counties
- FY2018 – Granted \$4.0 million matched with \$1.9 million in local contributions, currently assisting over 44 libraries
 - 54 individual projects in 38 counties
- FY2017 – Granted \$2.0 million matched with \$1.2 million in local contributions, currently assisting over 50 libraries
 - 54 individual projects in 33 counties

Library Planning and Construction Detail

Library Planning and Construction FY2015-2019									
FY	Library System	Project Name	C=Central B=Branch	N=New A=Add.	City	County	State Share	Local Share	Total Project Cost
2015	Flint River Regional Library	Barnesville-Lamar County Library	B	A	Barnesville	Lamar	\$1,385,000	\$583,000	\$1,968,000
2015	Mountain Regional	Mountain Regional Library	C	A	Young Harris	Towns	\$900,000	\$100,000	\$1,000,000
2015	Troup Harris Regional	Hogansville Public Library	B	N	Hogansville	Troup	\$2,000,000	\$1,215,000	\$3,215,000
2015	West Georgia Regional	Villa Rica Library	B	N	Villa Rica	Carroll	\$500,000	\$1,215,000	\$1,715,000
2016	Cobb County Public	East Marietta Branch	B	N	Marietta	Cobb	\$2,000,000	\$6,640,000	\$8,640,000
2016	Forsyth County Public	Sharon Forks Public Library	B	A	Cumming	Forsyth	\$2,000,000	\$3,477,000	\$5,477,000
2016	Greater Clarks-Hill	Harlem Public Library	B	N	Harlem	Columbia	\$2,000,000	\$1,750,000	\$3,750,000
2016	Three Rivers Regional	Charlton County Public Library	B	A	Folkston	Charlton	\$565,000	\$107,000	\$672,000
2016	Troup Harris Regional	Harris County Public Library	B	N	Hamilton	Harris	\$2,000,000	\$2,825,000	\$4,825,000
2016	West Georgia Regional	Villa Rica Library	B	N	Villa Rica	Carroll	\$1,500,000	\$1,215,000	\$2,715,000
2017	Athens Regional	Bogart Public	B	A	Bogart	Oconee	\$1,800,000	\$950,000	\$2,750,000
2017	Dougherty County Public	Northwest Public Library	B	A	Albany	Dougherty	\$2,000,000	\$4,610,000	\$6,610,000
2017	South Georgia Regional	South Georgia Regional Library	C	A	Valdosta	Lowndes	\$2,000,000	\$1,100,000	\$3,100,000
2017	West Georgia Regional	Neva Lomason Memorial Library	C	A	Carrollton	Carroll	\$2,000,000	\$1,500,000	\$3,500,000
2018	Marshes of Glynn Libraries	Brunswick Central Library	C	A	Brunswick	Glynn	\$2,000,000	\$2,400,000	\$4,400,000
2018	Middle Georgia Regional Library	Jones County Public Library	B	A	Gray	Jones	\$1,300,000	\$450,000	\$1,750,000
2018	Moultrie-Colquitt County Library	Moultrie-Colquitt County Library	C	A	Moultrie	Colquitt	\$1,386,000	\$585,000	\$1,971,000
2018	Roddenbery Memorial Library	Roddenbery Memorial Library	C	A	Cairo	Grady	\$2,000,000	\$960,000	\$2,960,000
2019	Chestatee Regional	Lumpkin County Library	C	N	Dahlonega	Lumpkin	\$2,000,000	\$1,750,000	\$3,750,000
2019	Cobb County Public	Switzer Library	C	A	Marietta	Cobb	\$2,000,000	\$6,000,000	\$8,000,000
2019	Hall County Library System	Hall County Library	C	A	Gainesville	Hall	\$2,000,000	\$1,558,000	\$3,558,000
2019	Newton County	Covington Public Library	C	A	Covington	Newton	\$900,000	\$100,000	\$1,000,000
2019	Uncle Remus Regional	WH Stanton Memorial	B	A	Social Circle	Walton	\$1,640,000	\$840,000	\$2,480,000
Projects Funded FY2015-19							\$37,876,000	\$41,930,000	\$79,806,000
Projects Funded FY2005-19							\$117,514,647	\$151,778,160	\$269,292,807

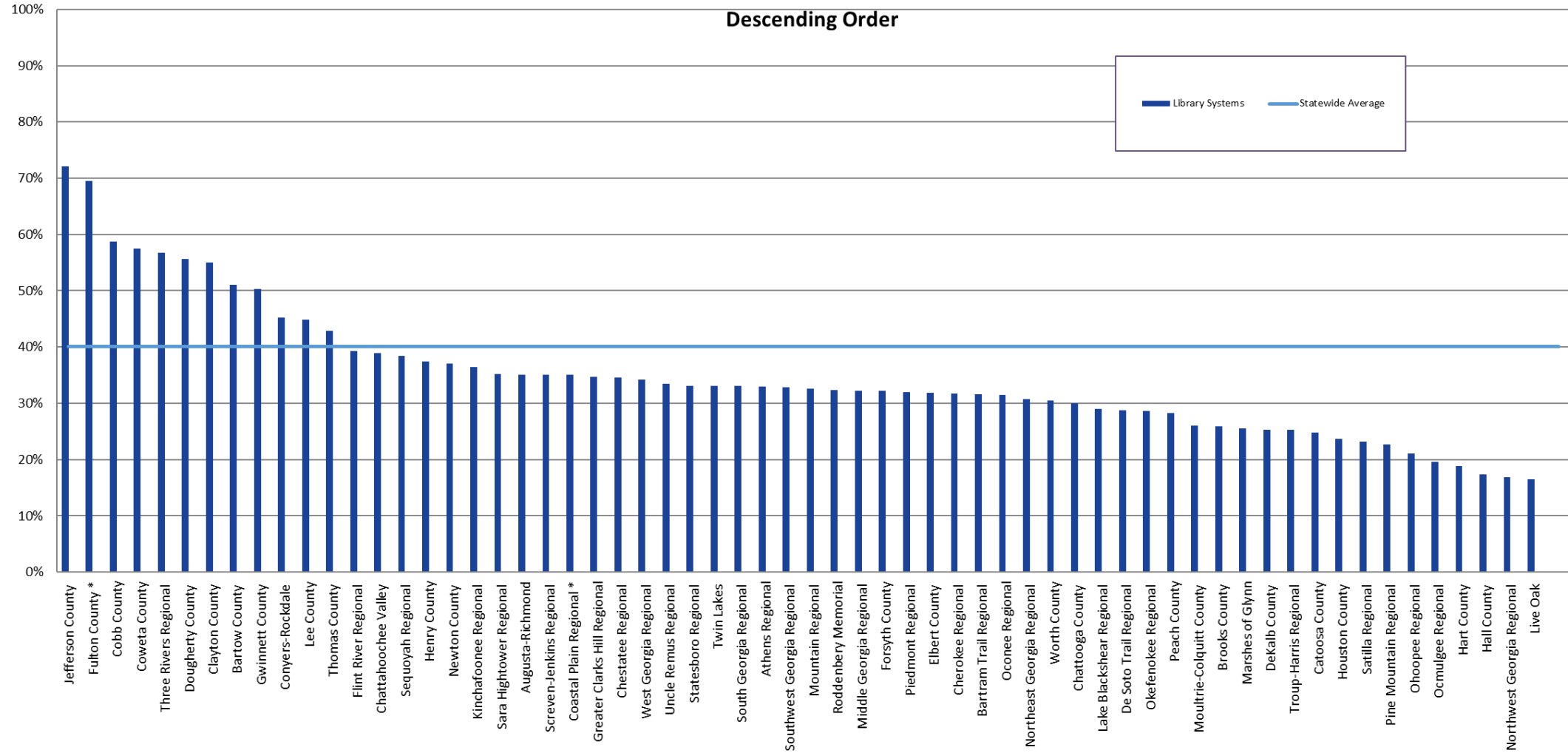
Projects completed or funded after June 30, 2005	
	2019
Projects	77
Systems	36
Counties	57
Centrals	22
Branches	55
News	35
Adds	42
Local Share Total	\$151,778,160
State Share Total	\$117,514,647
Total Project Cost	\$269,292,807

	FY 15
	FY 16
	FY 17
	FY 18
	FY 19

Library Cards and Circulation

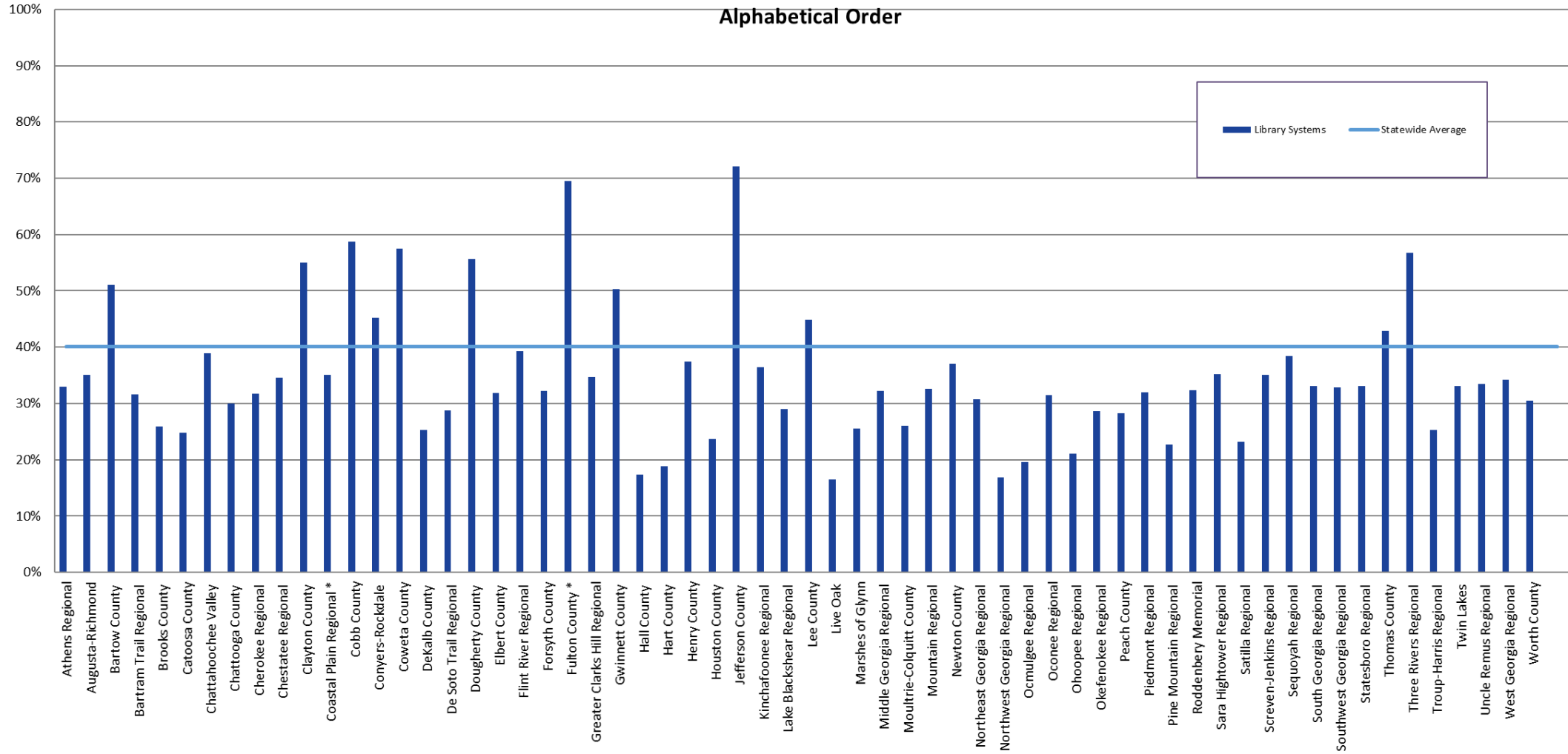
- In FY2019, 4,309,531 individuals in Georgia held public library cards, a less than 1% increase over FY2018. The latest Georgia QuickFacts from the U.S. Census (2015-2019) reported a total of 3,758,798 Georgia households, resulting in an average of 1.15 registered public library patrons per Georgia household.
- 40% of all Georgians are registered public library patrons, a number which has been holding steady.
- Library systems that participate in Georgia Public Library Service's PINES automation and lending network counted 1,944,436 active PINES library cards as of June 30, 2019. PINES circulation was 15,774,409 for FY2019.
- More than half of all registered public library patrons in Georgia live in a county that is part of a library system that participates in PINES.
- Georgia libraries circulated just slightly less than 36 million library items or 3.34 items per capita in FY2019, which is a small decrease of 2% from FY2018. Several library systems had large increases and several had large decreases which mostly offset each other. Some systems are now able to provide more accurate circulation statistics which also accounts for the decrease.
- Georgia ranked 49th among states in circulation per capita in FY2018. The national average for FY2018 was 6.87.

Percentage of Library System Population with Library Cards - FY2019



Percentage of Library System Population with Library Cards - FY2019

Alphabetical Order

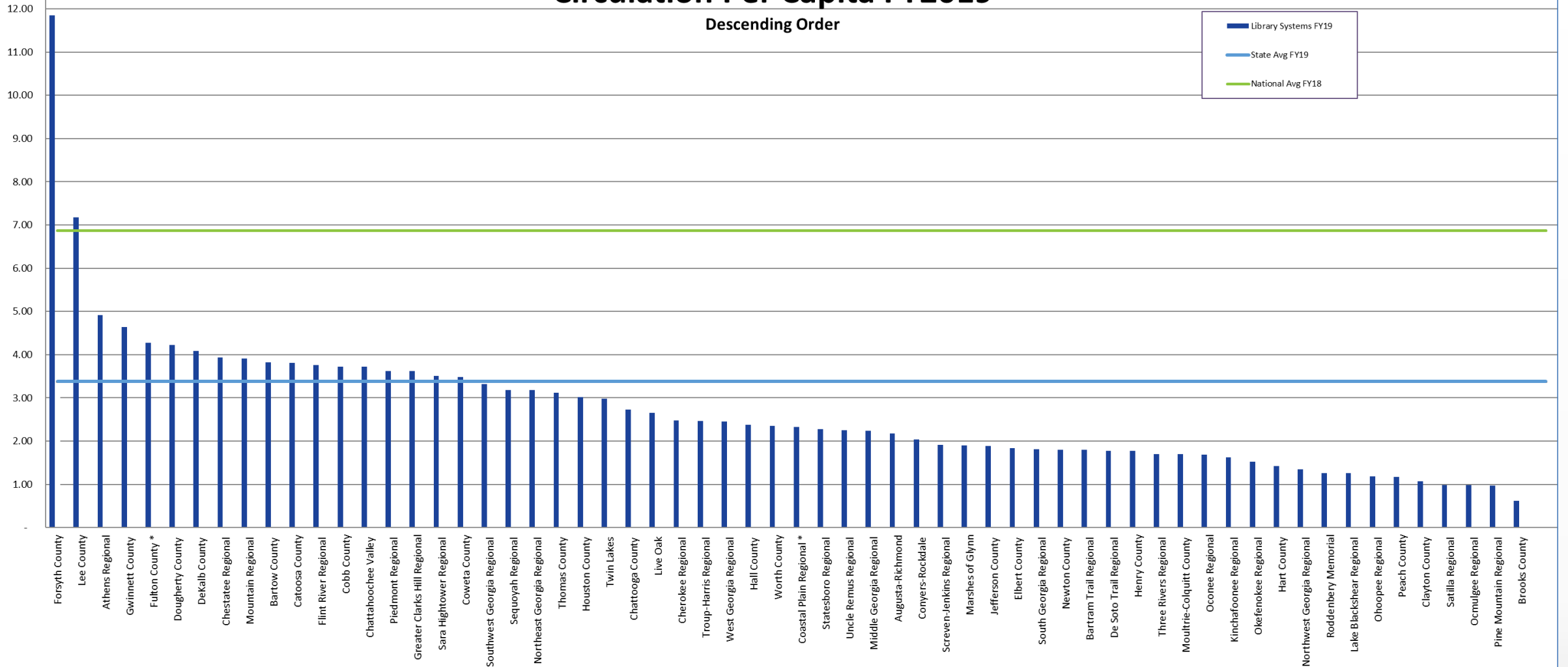


Population with Library Cards System Detail FY2017-19

Library System	2017			2018			2019			Percentage Change in Card Holders from 2018 to 2019
	Card Holders	Population	% Population	Card Holders	Population	% Population	Card Holders	Population	% Population	
Athens Regional	73,234	228,317	32%	75,099	230,417	33%	76,710	232,589	33%	2%
Augusta-Richmond	75,188	205,246	37%	73,832	206,057	36%	72,426	206,620	35%	-2%
Bartow County	60,706	105,603	57%	63,622	106,686	60%	54,965	107,725	51%	-14%
Bartram Trail Regional	10,931	33,464	33%	10,764	33,510	32%	10,598	33,522	32%	-2%
Brooks County	4,182	15,413	27%	4,128	15,387	27%	3,968	15,337	26%	-4%
Catoosa County	15,515	67,733	23%	16,253	68,338	24%	17,065	68,911	25%	5%
Chattahoochee Valley	146,996	236,833	62%	130,686	238,497	55%	93,254	239,915	39%	-29%
Chattooga County	7,345	25,204	29%	7,462	25,220	30%	7,577	25,222	30%	2%
Cherokee Regional	24,917	85,839	29%	26,071	86,122	30%	27,394	86,315	32%	5%
Chestatee Regional	19,650	56,899	35%	20,136	57,723	35%	20,248	58,557	35%	1%
Clayton County	151,253	275,079	55%	150,765	277,793	54%	154,009	280,140	55%	2%
Coastal Plain Regional *	33,199	95,314	35%	32,842	95,652	34%	39,908	113,957	35%	22%
Cobb County	327,918	754,461	43%	453,787	763,778	59%	454,015	772,544	59%	0%
Conyers-Rockdale	42,825	91,679	47%	43,018	92,869	46%	42,505	94,077	45%	-1%
Coweta County	86,361	144,098	60%	86,484	146,828	59%	85,978	149,702	57%	-1%
DeKalb County	200,806	739,002	27%	195,711	745,417	26%	189,912	750,778	25%	-3%
De Soto Trail Regional	10,705	36,690	29%	10,673	36,630	29%	10,516	36,541	29%	-1%
Dougherty County	51,822	93,315	56%	52,192	93,401	56%	51,972	93,393	56%	0%
Elbert County	6,293	19,474	32%	6,206	19,443	32%	6,176	19,393	32%	0%
Fitzgerald-Ben Hill County	7,610	17,868	43%	7,582	17,956	42%				
Flint River Regional	104,859	266,576	39%	105,074	268,647	39%	106,282	270,709	39%	1%
Forsyth County	78,662	222,640	35%	70,934	229,449	31%	76,460	237,439	32%	8%
Fulton County *	626,650	1,052,908	60%	648,128	1,070,062	61%	755,588	1,087,425	69%	17%
Greater Clarks Hill Regional	65,595	185,410	35%	66,372	188,851	35%	66,835	192,599	35%	1%
Gwinnett County	493,881	930,553	53%	470,770	948,365	50%	486,859	966,881	50%	3%
Hall County	49,533	200,560	25%	48,753	203,764	24%	35,904	207,116	17%	-26%
Hart County	4,879	25,809	19%	4,879	25,900	19%	4,886	25,967	19%	0%
Henry County	71,548	228,179	31%	85,287	232,442	37%	88,609	237,005	37%	4%
Houston County	45,634	156,768	29%	45,278	159,046	28%	38,099	161,245	24%	-16%
Jefferson County	11,272	16,251	69%	11,520	16,234	71%	11,680	16,212	72%	1%
Kinchafoonee Regional	11,483	30,161	38%	11,144	29,983	37%	10,845	29,784	36%	-3%
Lake Blackshear Regional	22,046	73,833	30%	21,653	73,768	29%	21,398	73,643	29%	-1%
Lee County	13,963	31,155	45%	14,311	31,676	45%	14,471	32,226	45%	1%
Live Oak	214,673	419,173	51%	106,695	424,710	25%	70,948	429,993	16%	-34%
Marshes of Glynn	22,703	85,202	27%	22,567	86,126	26%	22,167	87,023	25%	-2%
Middle Georgia Regional	83,304	229,977	36%	75,832	230,542	33%	74,395	230,861	32%	-2%
Moultrie-Colquitt County	13,245	48,195	27%	12,931	48,675	27%	12,783	49,120	26%	-1%
Mountain Regional	18,690	57,399	33%	19,339	57,725	34%	18,888	58,034	33%	-2%
Newton County	43,992	110,493	40%	43,710	112,505	39%	42,491	114,680	37%	-3%
Northeast Georgia Regional	35,774	116,091	31%	35,821	116,860	31%	36,174	117,638	31%	1%
Northwest Georgia Regional	31,298	203,860	15%	33,126	205,333	16%	34,800	206,617	17%	5%
Ocmulgee Regional	16,417	79,044	21%	15,979	79,057	20%	15,460	79,035	20%	-3%
Oconee Regional	28,635	89,431	32%	28,508	89,725	32%	28,310	89,970	31%	-1%
Ohoopee Regional	17,278	78,863	22%	17,168	79,373	22%	16,825	79,829	21%	-2%
Okfenokee Regional	25,820	93,448	28%	27,122	94,036	29%	27,041	94,603	29%	0%
Peach County	8,111	27,413	30%	8,035	27,513	29%	7,794	27,562	28%	-3%
Piedmont Regional	51,917	164,982	31%	53,224	168,500	32%	55,069	172,304	32%	3%
Pine Mountain Regional	14,640	62,378	23%	14,364	62,293	23%	14,074	62,140	23%	-2%
Roddenberry Memorial	9,046	26,110	35%	8,797	26,318	33%	8,560	26,509	32%	-3%
Sara Hightower Regional	51,172	139,835	37%	49,654	140,543	35%	49,606	141,132	35%	0%
Satilla Regional	12,639	52,984	24%	12,763	53,352	24%	12,415	53,699	23%	-3%
Screven-Jenkins Regional	8,642	23,609	37%	8,496	23,634	36%	8,278	23,633	35%	-3%
Sequoiah Regional	110,976	307,437	36%	119,326	313,479	38%	122,974	320,017	38%	3%
South Georgia Regional	45,282	134,269	34%	44,771	135,991	33%	45,518	137,666	33%	2%
Southwest Georgia Regional	15,498	42,653	36%	14,736	42,757	34%	14,041	42,818	33%	-5%
Statesboro Regional	52,714	158,190	33%	54,287	160,486	34%	53,990	162,951	33%	-1%
Thomas County	20,313	46,166	44%	20,154	46,490	43%	20,063	46,779	43%	0%
Three Rivers Regional	88,762	149,121	60%	85,765	150,468	57%	86,065	151,750	57%	0%
Troup-Harris Regional	27,058	106,324	25%	27,127	107,476	25%	27,413	108,684	25%	1%
Twin Lakes	15,122	46,875	32%	15,809	47,084	34%	15,666	47,285	33%	-1%
Uncle Remus Regional	58,672	171,443	34%	58,831	173,377	34%	58,604	175,404	33%	0%
West Georgia Regional	162,486	467,577	35%	163,774	475,537	34%	165,576	483,794	34%	1%
Worth County	6,545	21,181	31%	6,468	21,153	31%	6,431	21,104	30%	-1%
Statewide	4,268,885	10,508,057	41%	4,276,595	10,637,029	40%	4,309,531	10,766,121	40%	1%

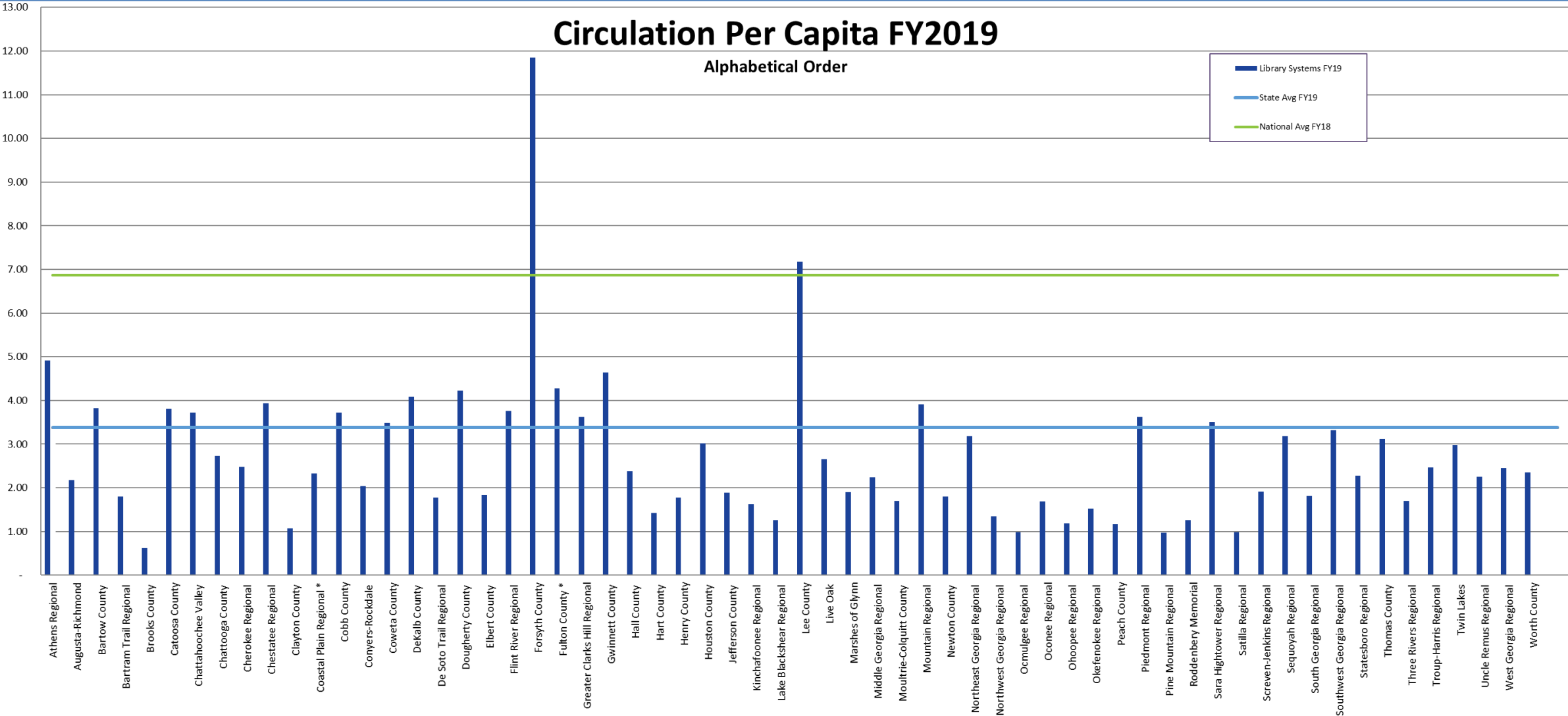
Circulation Per Capita FY2019

Descending Order



Circulation Per Capita FY2019

Alphabetical Order



Circulation per Capita System Detail FY2017-19

Library System	2017			2018			2019		
	Circulation	System Population	Per Capita	Circulation	System Population	Per Capita	Circulation	System Population	Per Capita
Athens Regional	1,196,025	228,317	5.24	1,187,749	230,417	5.15	1,142,835	232,589	4.91
Augusta-Richmond	452,092	205,246	2.20	442,307	206,057	2.15	450,606	206,620	2.18
Bartow County	422,308	105,603	4.00	419,599	106,686	3.93	411,665	107,725	3.82
Bartram Trail Regional	123,807	33,464	3.70	65,881	33,510	1.97	60,242	33,522	1.80
Brooks County	16,128	15,413	1.05	21,839	15,387	1.42	9,525	15,337	0.62
Catoosa County	260,764	67,733	3.85	257,818	68,338	3.77	262,552	68,911	3.81
Chattahoochee Valley	860,687	236,833	3.63	876,552	238,497	3.68	893,061	239,915	3.72
Chattooga County	86,322	25,204	3.42	72,174	25,220	2.86	68,918	25,222	2.73
Cherokee Regional	209,999	85,839	2.45	211,330	86,122	2.45	214,028	86,315	2.48
Chestatee Regional	230,103	56,899	4.04	227,826	57,723	3.95	230,708	58,557	3.94
Clayton County	454,004	275,079	1.65	347,430	277,793	1.25	299,635	280,140	1.07
Coastal Plain Regional *	275,882	95,314	2.89	256,895	95,652	2.69	265,415	113,957	2.33
Cobb County	2,924,985	754,461	3.88	2,763,003	763,778	3.62	2,876,778	772,544	3.72
Convers-Rockdale	388,087	91,679	4.23	241,232	92,869	2.60	191,591	94,077	2.04
Coweta County	507,131	144,098	3.52	504,464	146,828	3.44	521,704	149,702	3.48
DeKalb County	2,700,268	739,002	3.65	2,738,730	745,417	3.67	3,071,715	750,778	4.09
De Soto Trail Regional	78,919	36,690	2.15	76,462	36,630	2.09	65,012	36,541	1.78
Dougherty County	428,135	93,315	4.59	422,859	93,401	4.53	394,875	93,393	4.23
Elbert County	39,159	19,474	2.01	43,924	19,443	2.26	35,562	19,393	1.83
Fitzgerald-Ben Hill County	54,358	17,868	3.04	46,064	17,956	2.57			
Flint River Regional	1,013,370	266,576	3.80	1,038,111	268,647	3.86	1,017,267	270,709	3.76
Forsyth County	2,436,854	222,640	10.95	2,439,727	229,449	10.63	2,812,746	237,439	11.85
Fulton County *	2,977,441	1,052,908	2.83	3,681,185	1,070,062	3.44	4,652,606	1,087,425	4.28
Greater Clarks Hill Regional	677,871	185,410	3.66	680,715	188,851	3.60	696,089	192,599	3.61
Gwinnett County	4,679,154	930,553	5.03	4,426,409	948,365	4.67	4,479,371	966,881	4.63
Hall County	524,867	200,560	2.62	626,911	203,764	3.08	491,179	207,116	2.37
Hart County	34,828	25,809	1.35	36,195	25,900	1.40	36,838	25,967	1.42
Henry County	403,367	228,179	1.77	409,546	232,442	1.76	419,324	237,005	1.77
Houston County	461,120	156,768	2.94	470,010	159,046	2.96	485,768	161,245	3.01
Jefferson County	65,601	16,251	4.04	37,092	16,234	2.28	30,545	16,212	1.88
Kinchafoonee Regional	78,263	30,161	2.59	47,634	29,983	1.59	48,268	29,784	1.62
Lake Blackshear Regional	98,605	73,833	1.34	88,097	73,768	1.19	92,701	73,643	1.26
Lee County	236,788	31,155	7.60	218,953	31,676	6.91	231,059	32,226	7.17
Live Oak	1,492,386	419,173	3.56	1,342,497	424,710	3.16	1,141,433	429,993	2.65
Marshes of Glynn	203,586	85,202	2.39	202,363	86,126	2.35	164,816	87,023	1.89
Middle Georgia Regional	625,746	229,977	2.72	583,344	230,542	2.53	517,488	230,861	2.24
Moultrie-Colquitt County	94,197	48,195	1.95	78,576	48,675	1.61	83,363	49,120	1.70
Mountain Regional	286,214	57,399	4.99	320,189	57,725	5.55	227,115	58,034	3.91
Newton County	287,465	110,493	2.60	246,103	112,505	2.19	206,508	114,680	1.80
Northeast Georgia Regional	396,039	116,091	3.41	375,660	116,860	3.21	373,668	117,638	3.18
Northwest Georgia Regional	306,251	203,860	1.50	300,326	205,333	1.46	279,477	206,617	1.35
Ocmulgee Regional	86,453	79,044	1.09	78,441	79,057	0.99	77,633	79,035	0.98
Oconee Regional	223,701	89,431	2.50	158,317	89,725	1.76	151,807	89,970	1.69
Ochoppee Regional	101,339	78,863	1.29	96,800	79,373	1.22	94,425	79,829	1.18
Okfenokee Regional	148,181	93,448	1.59	140,674	94,036	1.50	144,075	94,603	1.52
Peach County	40,102	27,413	1.46	35,497	27,513	1.29	32,200	27,562	1.17
Piedmont Regional	619,241	164,982	3.75	573,154	168,500	3.40	623,652	172,304	3.62
Pine Mountain Regional	68,931	62,378	1.11	63,709	62,293	1.02	60,329	62,140	0.97
Roddenbery Memorial	55,406	26,110	2.12	40,801	26,318	1.55	33,447	26,509	1.26
Sara Hightower Regional	535,843	139,835	3.83	507,633	140,543	3.61	495,853	141,132	3.51
Satilla Regional	49,091	52,984	0.93	66,576	53,352	1.25	52,804	53,699	0.98
Screven-Jenkins Regional	50,871	23,609	2.15	46,009	23,634	1.95	45,246	23,633	1.91
Sequoyah Regional	942,800	307,437	3.07	958,167	313,479	3.06	1,016,768	320,017	3.18
South Georgia Regional	274,974	134,269	2.05	251,335	135,991	1.85	249,888	137,666	1.82
Southwest Georgia Regional	160,283	42,653	3.76	151,076	42,757	3.53	142,045	42,818	3.32
Statesboro Regional	375,550	158,190	2.37	347,755	160,486	2.17	371,378	162,951	2.28
Thomas County	170,784	46,166	3.70	172,480	46,490	3.71	145,952	46,779	3.12
Three Rivers Regional	279,146	149,121	1.87	271,635	150,468	1.81	258,519	151,750	1.70
Troup-Harris Regional	239,548	106,324	2.25	259,260	107,476	2.41	267,888	108,684	2.46
Twin Lakes	149,127	46,875	3.18	149,518	47,084	3.18	140,860	47,285	2.98
Uncle Remus Regional	442,691	171,443	2.58	395,398	173,377	2.28	393,840	175,404	2.25
West Georgia Regional	1,320,773	467,577	2.82	1,492,938	475,537	3.14	1,183,427	483,794	2.45
Worth County	66,598	21,181	3.14	56,600	21,153	2.68	49,664	21,104	2.35
Statewide	35,490,609	10,508,057	3.38	35,187,554	10,637,029	3.31	35,985,756	10,766,121	3.34

Resource Sharing—Interlibrary Loans and Courier Service

- Public libraries provide lending services to their card holders. Each time a user checks out an item, it is considered a circulation. Another type of circulation, which requires at least three times the workload of a circulation, is Interlibrary Loan. This is a service where a user of one library can borrow books that are owned by another library. The user makes a request with their local library, which identifies libraries that own the desired item, places the request, receives the item, makes it available to the user, and arranges for its return.
- Georgia Online Database (GOLD) – GPLS coordinates the interlibrary loaning of books and other materials between libraries of all types including academic, public, technical schools and special libraries. Over 200 institutions loaned and borrowed over 34,685 items between each other in FY2019.
- GPLS contracts for library **courier service**, which transported **1,706,465** library materials in FY2019, visiting every headquarters library five (5) days per week. This includes Interlibrary Loan items as well as PINES system-to-system items being transported across the state.
- Both Interlibrary Loan and PINES system-to-system loans require the librarian to receive the request, pull the book from the shelves, check it out of the online library catalog, and prepare a mailing package or a PINES courier package to send the item to the requesting library. This work is overlooked when using only circulation as a statistic for workload of the library staff, but it accounted for 784,768 items sent to other library systems for patron use. Of these loans, 767,704 were processed through the Georgia Library PINES network.

Public Library Materials Loaned System Detail FY2019

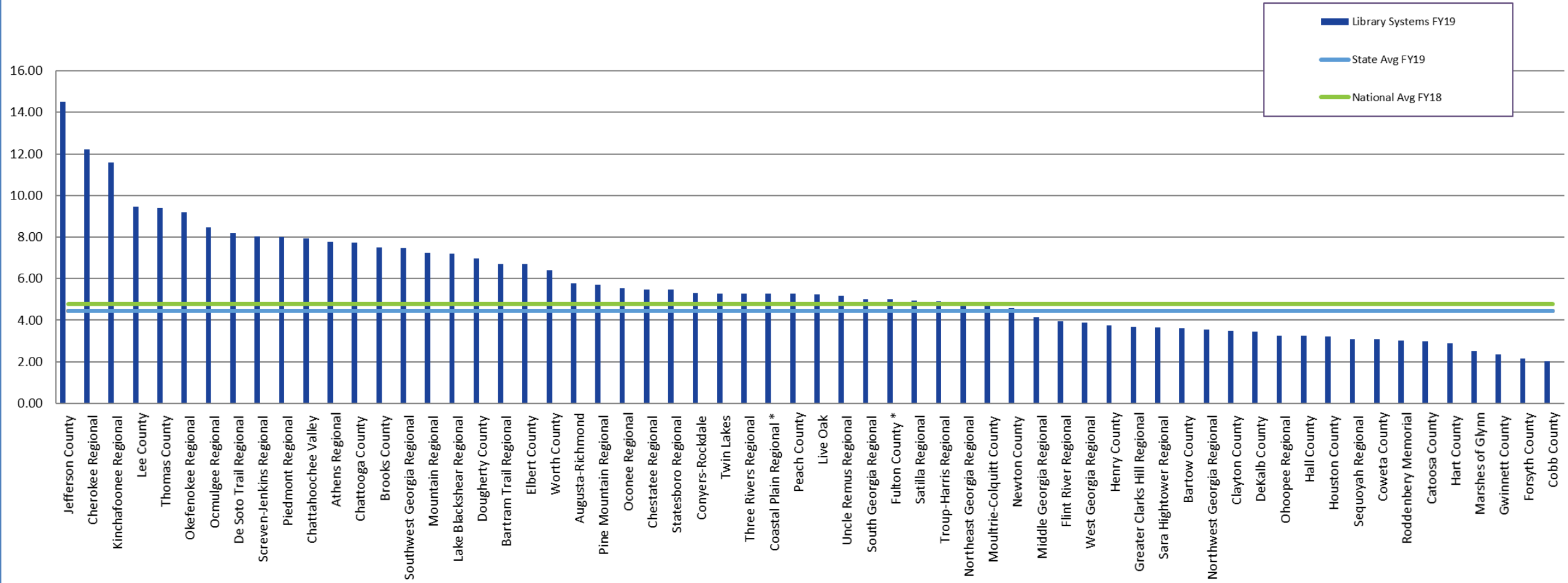
Public Library Materials Loaned FY2019			
Library System	Total Circulation	Interlibrary Loan Lending	PINES Lending
Athens Regional	1,142,835	1142	28283
Augusta-Richmond	450,606	158	15950
Bartow County	411,665	368	0
Bartram Trail Regional	60,242	2	3655
Brooks County	9,525		5219
Catoosa County	262,552	0	7347
Chattahoochee Valley	893,061	819	0
Chattooga County	68,918	116	4007
Cherokee Regional	214,028	0	11867
Chestatee Regional	230,708	99	13600
Clayton County	299,635	153	22453
Coastal Plain Regional *	265,415	206	19033
Cobb County	2,876,778	149	131
Conyers-Rockdale	191,591	286	0
Coweta County	521,704	255	0
DeKalb County	3,071,715	1352	0
De Soto Trail Regional	65,012	0	8113
Dougherty County	394,875	1004	31875
Elbert County	35,562	179	2902
Flint River Regional	1,017,267	99	34980
Forsyth County	2,812,746	933	0
Fulton County *	4,652,606	2472	0
Greater Clarks Hill Regional	696,089	115	27612
Gwinnett County	4,479,371	1167	0
Hall County	491,179	472	38169
Hart County	36,838	0	1714
Henry County	419,324	226	17581
Houston County	485,768	0	19789
Jefferson County	30,545	210	4302
Kinchafoonee Regional	48,268	140	4899
Lake Blackshear Regional	92,701		8865
Lee County	231,059	2	10763
Live Oak	1,141,433	10	59341
Marshes of Glynn	164,816	9	5055
Middle Georgia Regional	517,488	370	33523
Moultrie-Colquitt County	83,363	53	3521
Mountain Regional	227,115	360	14417
Newton County	206,508	12	5095
Northeast Georgia Regional	373,668	201	19498
Northwest Georgia Regional	279,477	128	10261
Ocmulgee Regional	77,633	0	5946
Oconee Regional	151,807	325	13320
Ohoopee Regional	94,425	160	7653
Okfeenokee Regional	144,075	20	6135
Peach County	32,200	3	5478
Piedmont Regional	623,652	2	27343
Pine Mountain Regional	60,329	210	6196
Roddenbery Memorial	33,447	11	827
Sara Hightower Regional	495,853	387	20353
Satilla Regional	52,804	0	5049
Screven-Jenkins Regional	45,246	27	4496
Sequoyah Regional	1,016,768	654	0
South Georgia Regional	249,888	5	11061
Southwest Georgia Regional	142,045	118	13539
Statesboro Regional	371,378	431	23765
Thomas County	145,952	408	9325
Three Rivers Regional	258,519	433	18388
Troup-Harris Regional	267,888	127	15056
Twin Lakes	140,860	2	7867
Uncle Remus Regional	393,840	374	22077
West Georgia Regional	1,183,427	100	47602
Worth County	49,664	0	2408
Statewide	35,985,756	17,064	767,704

Public Access Computers and Wi-Fi

- Public Library internet computers were used almost 11 million times in FY2019. While this was down 12% from FY2018, this is primarily due to numerous libraries being closed for renovation at Fulton County Library System. Libraries are also reporting anecdotally that they are seeing an increase in patrons bringing in their own personal devices rather than using the library computers.
- There were 9,547 public computer workstations with high-speed internet access in Georgia public libraries at the close of FY2019.
- All public access internet computers have access to GALILEO databases.
- The total of GALILEO online database usage is 1,320,564 and included Mango language sessions, Learning Express sessions, TumbleBooks, and Gale Legal Forms.
- In FY2019, all Georgia public library buildings provided wireless services for library users. Total wireless sessions used (estimated, based on 330 tracking libraries) was 4,824,449.
- NOTE: The following Charts and Spreadsheets on “Public Access Computers” use do not include use from patrons’ wireless devices.

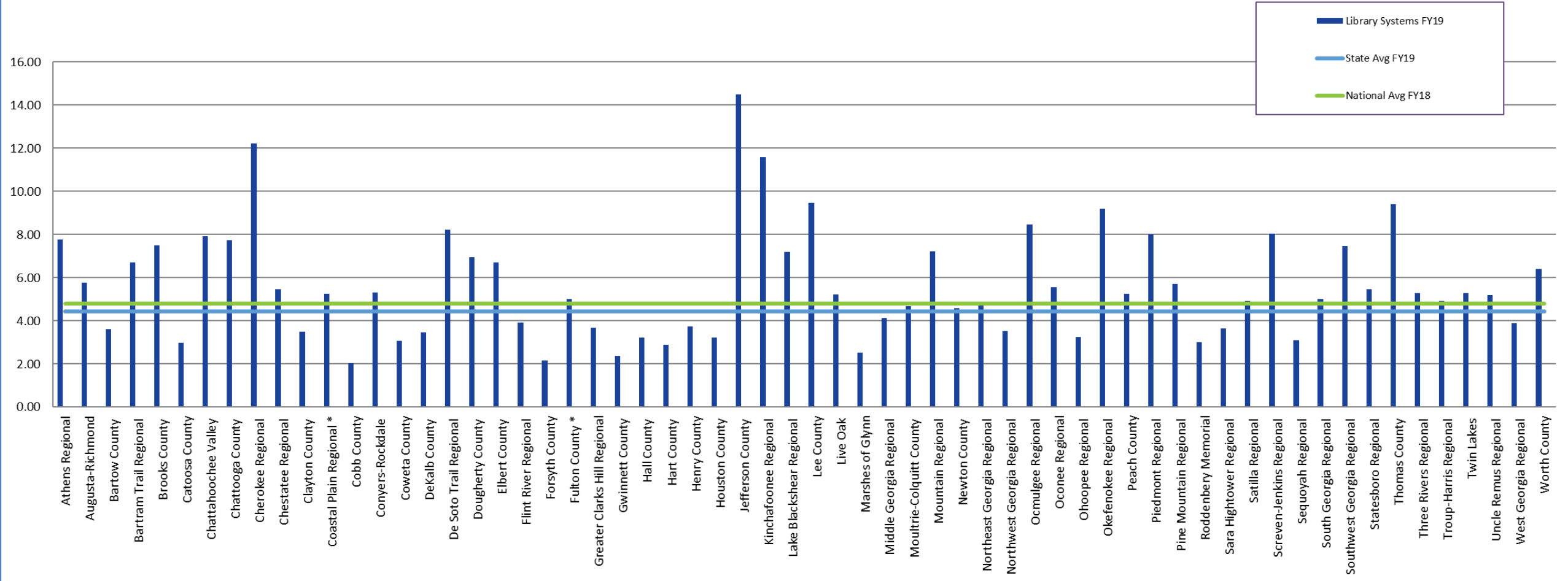
Public Access Computers per 5,000 Population for FY2019

Descending Order



Public Access Computers per 5,000 Population for FY2019

Alphabetical Order



Public Access Computers per 5,000 Population System Detail FY2017-19

Library System	2017			2018			2019		
	Public Computers	System Population	Per 5,000 Population	Public Computers	System Population	Per 5,000 Population	Public Computers	System Population	Per 5,000 Population
Athens Regional	375	228,317	8.21	330	230,417	7.16	362	232,589	7.78
Augusta-Richmond	236	205,246	5.75	236	206,057	5.73	238	206,620	5.76
Bartow County	84	105,603	3.98	84	106,686	3.94	78	107,725	3.62
Bartram Trail Regional	43	33,464	6.42	46	33,510	6.86	45	33,522	6.71
Brooks County	23	15,413	7.46	23	15,387	7.47	23	15,337	7.50
Catoosa County	45	67,733	3.32	39	68,338	2.85	41	68,911	2.97
Chattahoochee Valley	399	236,833	8.42	387	238,497	8.11	380	239,915	7.92
Chattooga County	40	25,204	7.94	40	25,220	7.93	39	25,222	7.73
Cherokee Regional	163	85,839	9.49	211	86,122	12.25	211	86,315	12.22
Chestatee Regional	58	56,899	5.10	60	57,723	5.20	64	58,557	5.46
Clayton County	289	275,079	5.25	198	277,793	3.56	195	280,140	3.48
Coastal Plain Regional *	95	95,314	4.98	96	95,652	5.02	120	113,957	5.27
Cobb County	320	754,461	2.12	319	763,778	2.09	313	772,544	2.03
Conyers-Rockdale	98	91,679	5.34	109	92,869	5.87	100	94,077	5.31
Coweta County	92	144,098	3.19	92	146,828	3.13	92	149,702	3.07
DeKalb County	582	739,002	3.94	632	745,417	4.24	519	750,778	3.46
De Soto Trail Regional	59	36,690	8.04	60	36,630	8.19	60	36,541	8.21
Dougherty County	130	93,315	6.97	130	93,401	6.96	130	93,393	6.96
Elbert County	43	19,474	11.04	43	19,443	11.06	26	19,393	6.70
Fitzgerald-Ben Hill County	34	17,868	9.51	36	17,956	10.02			
Flint River Regional	168	266,576	3.15	186	268,647	3.46	213	270,709	3.93
Forsyth County	104	222,640	2.34	107	229,449	2.33	103	237,439	2.17
Fulton County *	1,141	1,052,908	5.42	1062	1,070,062	4.96	1090	1,087,425	5.01
Greater Clarks Hill Regional	182	185,410	4.91	142	188,851	3.76	142	192,599	3.69
Gwinnett County	452	930,553	2.43	452	948,365	2.38	457	966,881	2.36
Hall County	224	200,560	5.58	150	203,764	3.68	134	207,116	3.23
Hart County	14	25,809	2.71	14	25,900	2.70	15	25,967	2.89
Henry County	117	228,179	2.56	159	232,442	3.42	177	237,005	3.73
Houston County	92	156,768	2.93	104	159,046	3.27	104	161,245	3.22
Jefferson County	47	16,251	14.46	47	16,234	14.48	47	16,212	14.50
Kinchafoonee Regional	69	30,161	11.44	74	29,983	12.34	69	29,784	11.58
Lake Blackshear Regional	77	73,833	5.21	114	73,768	7.73	106	73,643	7.20
Lee County	44	31,155	7.06	52	31,676	8.21	61	32,226	9.46
Live Oak	439	419,173	5.24	352	424,710	4.14	450	429,993	5.23
Marshes of Glynn	32	85,202	1.88	32	86,126	1.86	44	87,023	2.53
Middle Georgia Regional	204	229,977	4.44	194	230,542	4.21	191	230,861	4.14
Moultrie-Colquitt County	36	48,195	3.73	36	48,675	3.70	46	49,120	4.68
Mountain Regional	88	57,399	7.67	84	57,725	7.28	84	58,034	7.24
Newton County	80	110,493	3.62	80	112,505	3.56	105	114,680	4.58
Northeast Georgia Regional	106	116,091	4.57	124	116,860	5.31	114	117,638	4.85
Northwest Georgia Regional	146	203,860	3.58	146	205,333	3.56	146	206,617	3.53
Ocmulgee Regional	139	79,044	8.79	134	79,057	8.47	134	79,035	8.48
Oconee Regional	98	89,431	5.48	89	89,725	4.96	100	89,970	5.56
Ohoopsee Regional	49	78,863	3.11	52	79,373	3.28	52	79,829	3.26
Okfeenokee Regional	127	93,448	6.80	140	94,036	7.44	174	94,603	9.20
Peach County	30	27,413	5.47	29	27,513	5.27	29	27,562	5.26
Piedmont Regional	262	164,982	7.94	245	168,500	7.27	276	172,304	8.01
Pine Mountain Regional	71	62,378	5.69	70	62,293	5.62	71	62,140	5.71
Roddenberry Memorial	21	26,110	4.02	19	26,318	3.61	16	26,509	3.02
Sara Hightower Regional	104	139,835	3.72	114	140,543	4.06	103	141,132	3.65
Satilla Regional	49	52,984	4.62	49	53,352	4.59	53	53,699	4.93
Screven-Jenkins Regional	40	23,609	8.47	38	23,634	8.04	38	23,633	8.04
Sequoyah Regional	237	307,437	3.85	217	313,479	3.46	198	320,017	3.09
South Georgia Regional	101	134,269	3.76	103	135,991	3.79	138	137,666	5.01
Southwest Georgia Regional	58	42,653	6.80	64	42,757	7.48	64	42,818	7.47
Statesboro Regional	107	158,190	3.38	151	160,486	4.70	178	162,951	5.46
Thomas County	88	46,166	9.53	88	46,490	9.46	88	46,779	9.41
Three Rivers Regional	190	149,121	6.37	151	150,468	5.02	160	151,750	5.27
Troup-Harris Regional	78	106,324	3.67	107	107,476	4.98	107	108,684	4.92
Twin Lakes	46	46,875	4.91	46	47,084	4.88	50	47,285	5.29
Uncle Remus Regional	191	171,443	5.57	183	173,377	5.28	182	175,404	5.19
West Georgia Regional	362	467,577	3.87	395	475,537	4.15	375	483,794	3.88
Worth County	23	21,181	5.43	25	21,153	5.91	27	21,104	6.40
Statewide	9,541	10,508,057	4.54	9,391	10,637,029	4.41	9,547	10,766,121	4.43

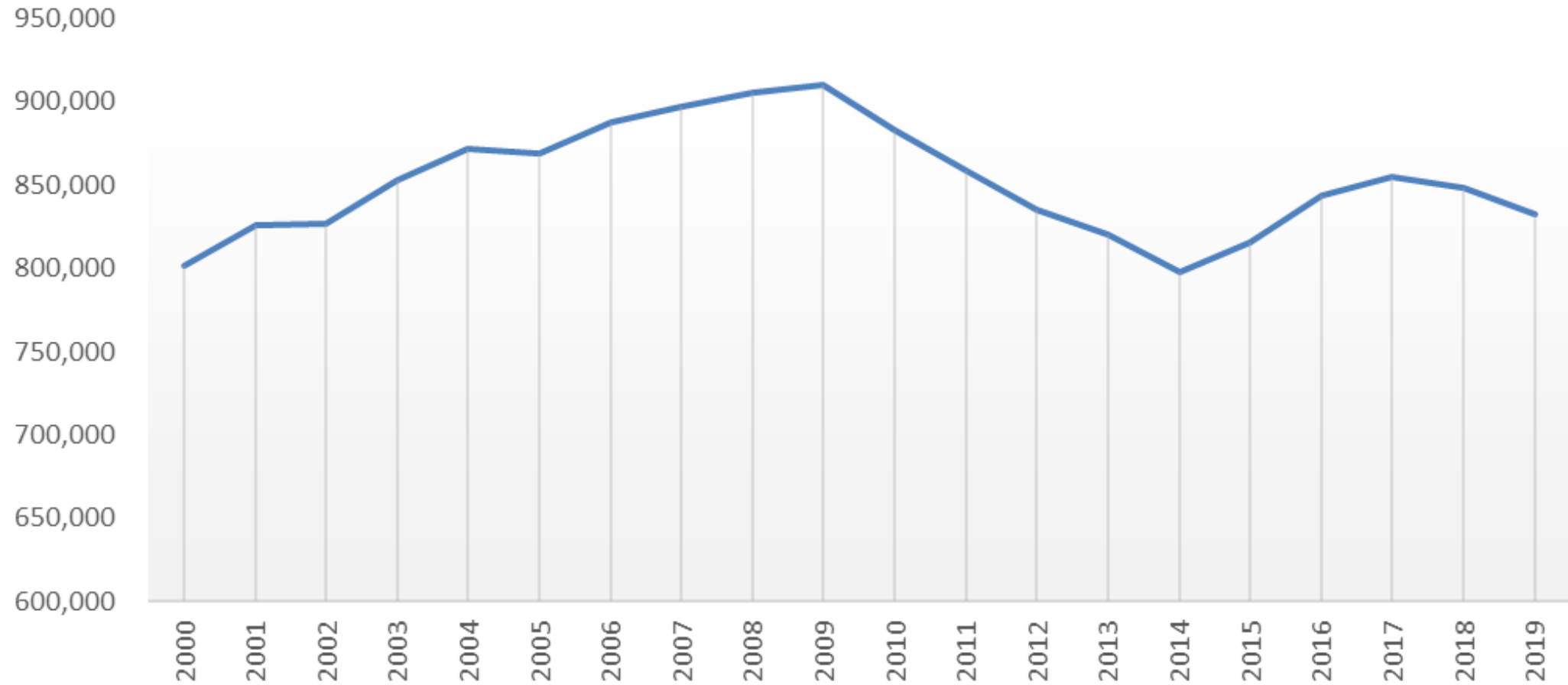
User Sessions at Public Computers System Detail FY2010-19

	User Sessions of Public Computers									
	2010	2011	2012	2013	2014	2015	2016	2017	2018	2019
Athens Regional	477,091	639,325	504,132	385,156	425,987	409,136	382,388	309,476	374,131	229,629
Augusta-Richmond						288,431	220,058	175,322	191,948	171,481
Bartow County	139,081	131,420	180,352	168,924	167,080	158,730	177,076	139,330	172,483	185,819
Bartram Trail Regional	25,600	32,339	32,168	35,056	29,472	28,381	27,411	25,628	22,721	21,585
Brooks County	14,636	18,753	13,853	12,527	16,773	9,200	7,116	7,000	6,200	4,000
Catoosa County	101,333	102,802	95,404	96,633	96,633	12,212	18,097	25,553	29,061	40,654
Chattahoochee Valley	453,726	372,521	331,712	339,814	407,105	386,527	386,089	351,702	309,970	281,792
Chattooga County	15,869	13,454	14,100	14,430	12,662	11,708	9,600	9,385	5,581	4,221
Cherokee Regional	120,725	105,210	89,367	75,940	48,418	32,465	30,591	32,333	34,030	33,229
Chestatee Regional	45,468	41,413	34,603	27,378	25,127	15,567	8,256	15,703	19,440	10,526
Clayton County	453,145	394,464	370,803	356,071	565,652	277,488	283,889	253,858	351,185	150,295
Coastal Plain Regional *	101,489	127,286	103,523	95,612	92,659	84,368	76,628	60,505	56,991	69,000
Cobb County	1,659,525	1,276,126	1,056,550	893,035	1,118,065	1,142,445	1,192,832	1,172,212	1,250,726	1,163,864
Conyers-Rockdale	91,000	93,838	95,295	97,384	100,281	103,271	93,200	95,000	53,370	56,962
Coweta County	137,920	0	796,667	887,355	975,000	1,020,000	1,315,000	1,210,000	1,290,000	1,305,000
DeKalb County	961,592	997,638	1,066,295	1,055,082	962,546	941,203	1,016,443	1,398,125	2,099,008	1,736,715
De Soto Trail Regional	45,678	50,808	55,605	67,882	71,927	71,783	88,976	49,072	51,209	48,681
Dougherty County	229,209	204,495	223,083	155,039	155,345	119,539	112,790	103,278	87,632	73,389
East Central Georgia Regional	301,038	396,439	341,073	376,844	280,340					
Elbert County	26,521	25,137	22,852	18,378	17,161	13,300	11,084	8,494	8,612	12,335
Fitzgerald-Ben Hill County	25,251	27,498	28,188	21,636	18,308	18,630	20,236	23,644	23,889	
Flint River Regional	333,441	396,446	437,770	445,015	335,964	340,981	336,713	251,119	193,952	184,981
Forsyth County	232,151	129,498	117,972	95,451	90,349	91,378	86,852	88,123	68,250	70,695
Fulton County *	1,444,728	1,553,667	1,305,666	1,523,695	1,674,536	736,535	930,151	1,060,484	977,150	480,641
Greater Clarks Hill Regional					89,438	157,852	144,451	139,419	58,236	62,526
Gwinnett County	807,742	1,048,283	890,505	772,262	959,988	657,679	1,087,044	1,859,245	1,872,222	1,925,947
Hall County	176,190	139,008	93,741	83,254	77,942	102,844	121,522	56,320	47,411	88,391
Hart County	15,109	15,186	11,185	11,411	11,108	12,966	11,190	11,389	7,917	8,818
Henry County	113,000	300,300	300,500	266,482	167,281	69,417	65,095	72,810	79,469	86,327
Houston County	112,113	96,000	256,000	258,000	63,501	75,989	88,304	88,534	78,749	76,772
Jefferson County	42,967	44,665	41,638	40,981	35,508	32,260	27,818	27,880	24,004	21,300
Kinchafoonee Regional	60,638	59,413	53,418	41,056	38,200	43,698	29,931	21,628	19,745	18,302
Lake Blackshear Regional	204,956	197,699	165,074	157,218	193,864	206,103	198,298	174,074	169,311	116,265
Lee County	39,999	41,251	30,815	30,560	30,621	33,142	27,258	24,358	24,038	25,752
Live Oak	728,224	678,537	504,082	642,715	575,544	817,354	490,321	454,079	356,668	301,573
Marshes of Glynn					48,648	51,890	50,599	47,368	44,180	23,983
Middle Georgia Regional	472,617	463,051	480,140	521,868	528,450	312,642	292,534	174,228	156,061	123,977
Moultrie-Colquitt County	35,795	35,267	30,702	28,738	29,252	33,649	23,607	26,670	19,120	16,930
Mountain Regional	99,524	144,208	149,746	152,081	162,638	63,094	34,091	29,495	47,884	23,370
Newton County	339,413	26,381	139,014	56,494	115,260	97,445	77,146	81,610	68,347	36,064
Northeast Georgia Regional	92,261	116,099	155,915	132,725	88,556	71,552	67,620	94,724	70,140	106,572
Northwest Georgia Regional	81,155	57,686	49,014	44,072	39,400	48,400	51,013	54,626	56,469	36,968
Ocmulgee Regional	61,828	60,499	58,886	52,845	54,389	45,554	39,417	41,389	28,733	29,150
Oconee Regional	115,093	109,006	109,269	99,343	92,400	85,039	75,020	75,253	73,637	65,854
Ohoopsee Regional	51,605	76,519	35,818	63,850	26,163	23,624	34,214	37,950	41,283	42,455
Okfeenokee Regional	50,500	48,446	45,640	45,262	39,459	33,004	66,232	71,864	66,180	77,605
Peach County	51,385	72,914	70,456	69,364	68,827	73,523	57,760	58,688	51,826	55,478
Piedmont Regional	142,958	156,899	168,458	163,313	157,788	187,441	203,371	195,660	154,455	141,784
Pine Mountain Regional	63,949	71,359	72,326	58,991	50,424	48,781	40,260	38,256	32,367	30,199
Roddenbery Memorial	27,928	25,558	23,980	18,605	25,314	24,405	19,513	20,130	20,671	11,770
Sara Hightower Regional	304,272	292,545	229,025	190,488	178,593	178,580	192,193	97,139	96,436	96,696
Satilla Regional	69,167	48,710	62,524	54,631	38,602	39,353	23,678	23,284	16,357	11,109
Screven-Jenkins Regional	45,856	38,013	40,188	33,161	31,737	23,104	21,594	19,595	23,143	15,936
Sequoyah Regional	256,517	210,767	176,806	153,142	146,998	154,209	126,876	127,641	117,999	103,319
South Georgia Regional	140,363	141,215	126,287	107,421	111,357	123,280	150,406	144,356	168,088	140,915
Southwest Georgia Regional	128,371	128,752	124,481	119,564	142,236	147,323	121,520	91,008	84,522	36,018
Statesboro Regional	140,526	136,578	77,219	120,698	108,742	96,664	136,872	141,888	111,895	119,916
Thomas County	47,378	43,332	28,856	107,280	113,229	121,964	101,785	63,840	36,487	49,518
Three Rivers Regional	129,074	226,699	235,912	191,397	143,483	135,472	124,064	108,288	82,585	120,731
Troup-Harris Regional	145,126	180,842	205,702	206,131	118,444	83,496	71,628	53,915	61,727	79,944
Twin Lakes	37,830	36,363	33,065	36,930	43,430	37,353	27,035	22,228	19,250	18,086
Uncle Remus Regional	189,065	155,957	126,846	171,646	171,627	164,516	144,621	99,565	166,127	118,966
West Georgia Regional	425,986	464,947	432,807	423,440	405,486	580,335	415,115	352,290	153,454	153,853
Worth County	26,154	27,044	23,155	22,041	13,408	20,693	13,294	11,434	9,855	9,742
Statewide Total	13,508,851	13,346,575	13,176,228	12,993,797	13,224,365	11,628,980	11,925,786	12,199,464	12,494,587	10,964,375

Public Service Hours

- In FY2019, public service hours in Georgia decreased 1.8% over FY2018. The aggregate decrease of 15,632 hours was due primarily to Fulton County Library System closing branches for renovation; their hours were over 20,000 fewer than usual. From FY2009-2014, due to reduced local and state funding, hours steadily decreased. Then local funding increases allowed hours to increase between FY2015-2017. FY2018 was essentially flat. Once Fulton County completes renovations of its buildings, public service hours should be back on track although it remains to be seen what the next few years will hold.
- 18 of the 62 public library systems show increased hours over FY2009. Of those, 4 systems (DeKalb County, Forsyth County, Uncle Remus Regional, and West Georgia Regional) have increased their public service hours by more than 21% from that time period. Forsyth County has increased public service hours over 107% in the last decade.
- 40 systems have been forced to reduce public service hours since FY2009, with 16 systems reducing hours more than 20% since then.

Total Public Service Hours for Georgia Libraries FY2000-2019



Public Service Hours System Detail FY2009-19

Library System	2009	2010	2011	2012	2013	2014	2015	2016	2017	2018	2019	% Change since Prior Year	Change in hours since PY	% Change since 2009	Change in hours since 2009
Athens Regional	23,832	23,919	23,399	23,220	23,220	24,508	22,220	22,880	22,321	21,885	21,590	-1.35%	(295)	-9.41%	(2,242)
Augusta-Richmond							14,358	14,265	15,695	16,162	13,524	-16.32%	(2,638)		13,524
Bartow County	6,956	6,821	6,773	6,824	6,831	6,707	6,754	7,031	7,031	6,954	6,977	0.33%	23	0.30%	21
Bartram Trail Regional	6,767	6,767	6,854	6,854	7,218	7,340	7,340	10,348	7,288	6,855	6,443	-6.01%	(412)	-4.79%	(324)
Brooks County	2,723	2,755	2,753	2,560	2,527	2,581	2,581	2,208	2,468	2,225	2,209	-0.72%	(16)	-18.88%	(514)
Catoosa County	2,944	2,893	2,916	3,000	3,000	5,034	2,266	2,300	2,278	2,274	2,283	0.40%	9	-22.45%	(661)
Chattahoochee Valley	24,598	21,988	20,464	16,890	16,328	16,839	17,047	17,279	18,047	17,005	18,193	6.99%	1,188	-26.04%	(6,405)
Chattooga County	3,957	3,848	3,848	3,905	3,908	3,836	3,883	3,830	3,897	3,847	3,750	-2.52%	(97)	-5.23%	(207)
Cherokee Regional	9,050	9,050	7,636	12,533	6,004	9,724	10,181	6,132	6,233	6,258	6,210	-0.77%	(48)	-31.38%	(2,840)
Chestatee Regional	4,098	4,058	3,980	3,947	3,516	4,166	4,166	4,061	4,435	4,549	4,642	2.04%	93	13.27%	544
Clayton County	17,718	18,360	18,210	18,294	21,543	18,233	18,193	18,064	18,195	17,945	18,250	1.70%	305	3.00%	532
Coastal Plain Regional *	14,458	13,976	14,236	14,097	13,631	13,785	13,922	13,651	13,965	13,301	15,290	14.95%	1,989	5.75%	832
Cobb County	47,521	55,088	46,108	37,080	37,447	35,744	42,099	37,457	38,702	38,361	41,767	8.88%	3,406	-12.11%	(5,754)
Conyers-Rockdale	2,690	2,563	2,683	2,467	2,697	2,522	2,697	2,690	2,947	2,578	2,691	4.38%	113	0.04%	1
Coweta County	9,736	9,028	8,332	8,792	9,604	9,960	9,960	10,944	10,128	10,128	10,544	4.11%	416	8.30%	808
DeKalb County	44,447	47,090	46,432	48,121	48,180	47,185	47,183	49,064	50,888	52,974	54,105	2.14%	1,131	21.73%	9,658
De Soto Trail Regional	8,964	8,432	8,980	9,103	9,090	8,047	9,349	9,284	9,422	9,106	9,106	0.00%	0	1.58%	142
Dougherty County	14,144	13,636	10,988	10,868	5,560	5,884	7,495	9,920	10,843	10,814	10,677	-1.27%	(137)	-24.51%	(3,467)
East Central Georgia Regional	35,754	33,900	32,380	33,689	32,065	20,962									(35,754)
Elbert County	4,452	4,420	4,356	3,483	3,683	3,528	3,716	3,716	3,806	3,546	3,789	6.85%	243	-14.89%	(663)
Fitzgerald-Ben Hill County	3,091	3,084	3,097	3,105	2,822	2,636	2,612	2,660	2,610	2,492		-100.00%	(2,492)	-100.00%	(3,091)
Flint River Regional	21,307	21,489	21,313	22,215	21,296	15,850	20,509	19,188	21,107	21,216	20,312	-4.26%	(904)	-4.67%	(995)
Forsyth County	6,112	5,488	6,489	8,018	7,884	10,417	11,722	12,188	12,170	11,466	12,675	10.54%	1,209	107.38%	6,563
Fulton Co *	82,460	75,482	80,114	76,902	78,682	62,372	57,577	81,584	83,671	81,659	60,941	-25.37%	(20,718)	-26.10%	(21,519)
Greater Clarks Hill Regional							11,443	15,441	15,040	14,291	16,331	-0.55%	(90)		16,241
Gwinnett County	58,979	44,462	48,375	43,635	43,305	39,130	37,164	37,875	44,742	45,631	47,067	3.15%	1,436	-20.20%	(11,912)
Hall County	14,505	13,962	13,833	8,616	9,745	10,327	10,364	10,462	10,828	11,157	11,161	0.04%	4	-23.05%	(3,344)
Hart County	2,080	2,092	2,048	2,108	2,106	2,106	2,098	2,100	2,036	2,098	2,118	0.95%	20	1.83%	38
Henry County	14,315	14,040	8,692	8,040	8,056	4,864	8,016	8,092	9,536	8,863	10,201	15.10%	1,338	-28.74%	(4,114)
Houston County	9,123	7,029	6,994	7,028	6,716	6,888	7,384	7,280	7,152	7,104	7,084	-0.28%	(20)	-22.35%	(2,039)
Jefferson County	7,105	7,304	7,245	7,327	7,164	6,971	5,760	5,760	6,094	5,219	5,219	0.00%	0	-26.54%	(1,886)
Kinchafoonee Regional	12,403	11,278	11,078	11,163	10,221	10,702	9,472	10,062	10,303	10,297	9,994	-2.94%	(303)	-19.42%	(2,409)
Lake Blackshear Regional	10,688	10,639	10,631	10,575	10,564	10,362	12,730	10,391	10,124	10,309	10,987	6.58%	678	2.80%	299
Lee County	7,421	5,634	5,711	5,724	7,395	8,376	8,415	8,403	7,772	8,346	8,278	-0.81%	(68)	-11.55%	857
Live Oak	34,681	36,226	34,727	34,727	33,223	34,727	36,999	37,295	39,200	37,000	35,393	-4.34%	(1,607)	2.05%	712
Marshes of Glynn							4,444	4,424	4,329	4,383	3,506	-20.01%	(877)		3,506
Middle Georgia Regional	31,745	30,109	32,556	31,533	33,664	33,266	32,148	27,543	26,629	25,130	23,667	-5.82%	(1,463)	-25.45%	(8,078)
Moultrie-Colquitt County	3,461	3,524	3,463	3,459	3,448	3,426	3,465	3,518	3,427	3,310	3,460	4.53%	150	-0.03%	(1)
Mountain Regional	8,859	8,260	8,612	8,892	8,849	8,110	7,957	8,128	7,589	7,874	8,833	12.18%	959	-0.29%	(26)
Newton County	3,239	3,035	3,237	3,988	4,244	4,144	4,218	4,244	4,257	4,222	3,557	-15.75%	(665)	9.82%	318
Northeast Georgia Regional	14,059	13,843	13,261	13,221	13,065	12,987	13,122	12,687	12,719	13,092	12,364	-5.56%	(728)	-12.06%	(1,695)
Northwest Georgia Regional	8,957	9,319	7,534	7,182	6,747	6,410	6,547	6,417	6,504	6,413	6,490	1.20%	77	-27.54%	(2,467)
Ocmulgee Regional	11,292	11,292	11,246	11,439	11,140	11,098	10,401	10,454	10,532	10,543	10,447	-0.91%	(96)	-7.48%	(845)
Oconee Regional	10,188	9,629	9,037	9,189	8,053	5,000	7,907	8,226	8,254	8,251	8,413	1.96%	162	-17.42%	(1,775)
Ohoopsee Regional	11,523	13,004	11,162	8,425	8,187	8,961	11,421	10,885	11,800	11,860	11,848	-0.10%	(12)	2.82%	325
Okfenokee Regional	10,311	16,325	16,491	12,661	8,087	8,808	9,323	9,664	9,626	9,562	9,669	1.12%	107	-6.23%	(642)
Peach County	3,900	3,904	3,851	3,822	3,711	3,446	3,955	3,916	3,769	3,427	3,649	6.48%	222	-6.44%	(251)
Piedmont Regional	25,355	22,590	22,613	24,351	22,569	20,817	23,117	24,016	23,355	23,019	23,426	1.77%	407	-7.61%	(1,929)
Pine Mountain Regional	12,857	12,951	11,911	12,007	11,267	10,949	10,087	11,432	11,448	11,247	10,378	-7.73%	(869)	-19.28%	(2,479)
Roddenberry Memorial	2,715	2,716	2,063	2,062	2,044	2,104	2,104	1,848	2,099	1,970	2,106	6.90%	136	-22.43%	(609)
Sara Hightower Regional	10,323	9,886	9,766	9,678	9,151	9,171	9,258	9,133	9,785	8,889	8,908	0.21%	19	-13.71%	(1,415)
Satilla Regional	12,961	9,695	8,741	7,605	7,548	7,452	7,667	7,081	6,297	6,297	7,412	17.71%	1,115	-42.81%	(5,549)
Scriven-Jenkins Regional	5,198	5,131	5,348	4,847	4,913	4,228	4,212	4,212	4,205	4,192	4,002	-4.53%	(190)	-23.01%	(1,196)
Sequoyah Regional	24,681	24,744	21,793	19,300	19,517	19,065	19,202	21,756	22,061	21,793	21,913	0.55%	120	-11.22%	(2,768)
South Georgia Regional	10,188	7,080	13,551	13,503	11,407	11,965	11,900	11,969	9,903	11,859	10,827	-8.70%	(1,032)	6.27%	639
Southwest Georgia Regional	6,421	6,709	6,620	6,678	6,818	7,036	7,168	7,396	7,278	7,242	7,066	-2.43%	(176)	10.05%	645
Statesboro Regional	14,157	13,370	13,391	13,518	13,246	13,748	13,594	13,334	13,282	13,311	13,383	0.54%	72	-5.47%	(774)
Thomas County	7,500	7,506	6,362	6,133	7,472	7,182	6,919	9,261	7,037	7,037	7,018	-0.27%	(19)	-6.43%	(482)
Three Rivers Regional	21,003	19,730	17,436	19,504	19,293	15,526	15,838	16,575	16,031	16,476	16,128	-2.11%	(348)	-23.21%	(4,875)
Troup-Harris Regional	7,633	7,612	6,980	6,524	7,318	7,308	7,230	7,266	7,433	7,167	7,214	0.66%	47	-5.49%	(419)
Twin Lakes	4,838	5,196	4,291	3,532	3,149	3,149	3,149	3,860	4,018	3,751	4,062	8.29%	311	-16.04%	(776)
Uncle Remus Regional	20,274	19,672	18,075	17,628	20,910	22,976	25,762	26,742	26,937	26,491	26,023	-1.77%	(468)	28.36%	5,749
West Georgia Regional	34,898	37,060	35,840	37,309	36,991	38,890	39,183	41,098	41,657	41,173	44,842	8.91%	3,669	28.49%	9,944
Worth County	2,436	2,122	2,136	2,244	2,222	2,489	2,509	2,508	2,486	2,382	2,364	-0.76%	(18)	-2.96%	(72)
Statewide	910,051	882,815	859,042	835,144	820,261	797,911	815,570	843,301	854,972	848,318	832,686	-1.84%	(15,632)	-8.50%	(77,365)

Library Materials

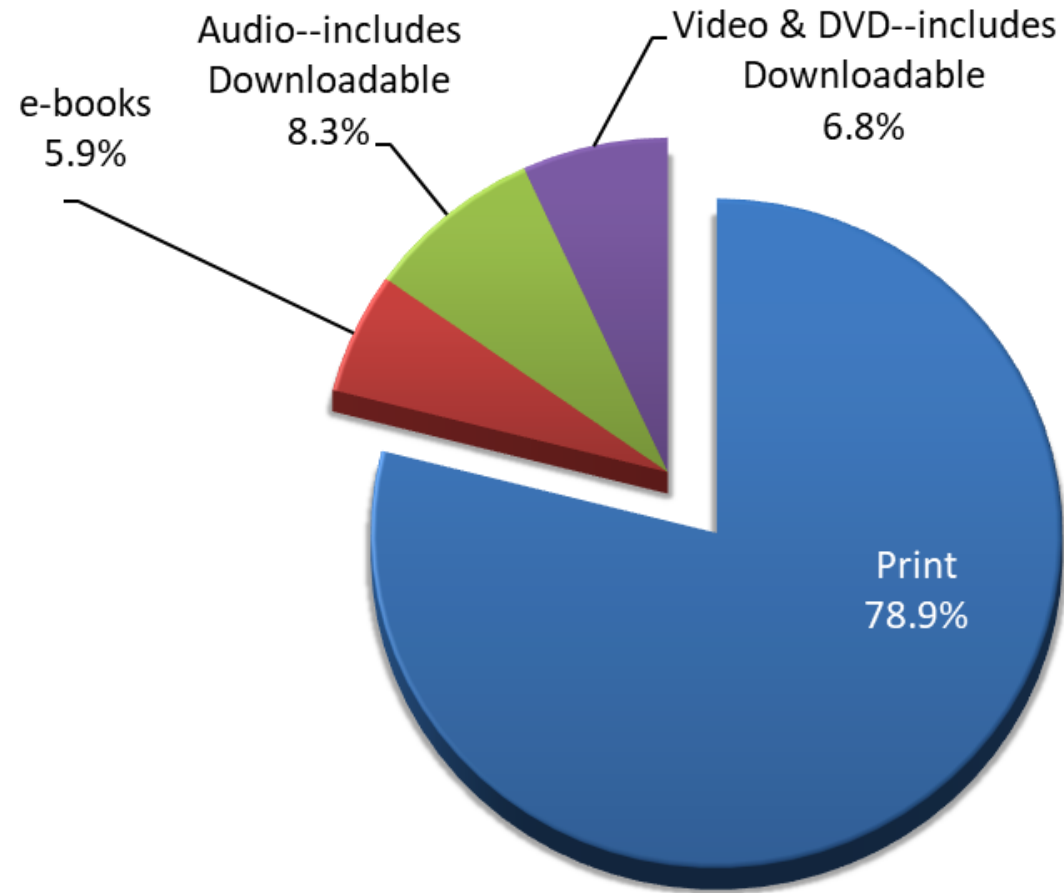
Collections Owned by Georgia Public Libraries

- At the end of FY2019, there were 20,051,257 (1.86 per capita) print books, e-books, audio, and video items in the collections of Georgia public libraries. Audio and video include downloadable.
- 60% of Georgia public library systems were above the state average of 1.86 items per capita.
- As the population of Georgia has grown, the state's ranking in print materials per capita has remained near the bottom; Georgia ranked 44th in the nation in this category in FY2018.
- In 2019, the number of e-books offered to the public increased almost 38% from FY2018, as libraries continue to meet growing demand for this format, with 82% of library systems offering more e-books than the prior year, some with significant increases, including doubling their collections or much more. Four library systems offered e-books for the first time in FY2019: De Soto Trail, Jefferson County, Ocmulgee Regional, and Thomas County.

Per capita Expenditures for Books and Other Library Materials

- Georgia public libraries spent an average of \$1.76 per capita for materials in FY2019.
- The per capita expenditure for materials in Georgia public libraries has historically been below the national average, which in FY2018 was \$4.44 per capita; Georgia ranked 49th with an expenditure per capita of \$1.68. In FY2019, no Georgia libraries were as high as the FY2018 national average although five systems, Chattahoochee Valley Libraries (CVL), DeKalb County, Dougherty County, Forsyth County, and Lee County Library were all above \$3 per capita for total collection expenditures. CVL, highest in the state, is just under \$4 per capita.
- 78% of Georgia public library systems fell below the state average of \$1.76 per capita for FY2019.

Library Materials by Category FY2019



Library Materials per Capita System Detail FY2019

Number of Library Materials Per Capita in Georgia Public Libraries - FY2019							
Materials 2019							
Library System	Print Books (includes Magazines)	e-books	Audio (includes downloadable)	Video & DVD (includes downloadable)	Total	Population	Per Capita
Athens Regional	384,117	12,833	32,400	16,909	446,259	232,589	1.92
Augusta-Richmond	280,926	20,635	18,685	32,919	353,165	206,620	1.71
Bartow County	139,527	13,361	5,949	13,026	171,863	107,725	1.60
Bartram Trail Regional	111,471	12,990	21,808	2,785	149,054	33,522	4.45
Brooks County	69,771	-	508	3,227	73,506	15,337	4.79
Catoosa County	90,495	12,960	25,175	9,450	138,080	68,911	2.00
Chattahoochee Valley	261,759	13,710	44,762	36,417	356,648	239,915	1.49
Chattahoochee Valley	42,902	12,833	21,841	5,374	82,950	25,222	3.29
Cherokee Regional	137,178	12,833	23,642	10,665	184,318	86,315	2.14
Cherokee Regional	97,990	12,833	27,609	11,148	149,580	58,557	2.55
Clayton County	487,394	27,816	22,592	10,617	548,419	280,140	1.96
Coastal Plain Regional *	292,641	12,849	21,428	33,355	360,273	113,957	3.16
Cobb County	928,843	28,308	55,451	83,880	1,096,482	772,544	1.42
Conyers-Rockdale	99,715	3,226	3,335	9,074	115,350	94,077	1.23
Coweta County	185,295	2,457	7,751	11,998	207,501	149,702	1.39
DeKalb County	870,122	19,017	49,148	44,466	982,753	750,778	1.31
De Soto Trail Regional	119,275	12,833	23,660	7,274	163,042	36,541	4.46
Dougherty County	333,130	13,116	29,237	48,231	423,714	93,393	4.54
Elbert County	49,118	12,833	22,094	3,185	87,230	19,393	4.50
Flint River Regional	439,168	12,961	35,875	21,239	509,243	270,709	1.88
Forsyth County	339,208	18,846	30,621	21,231	409,906	237,439	1.73
Fulton County *	1,835,516	386,592	122,441	312,796	2,657,345	1,087,425	2.44
Greater Clarks Hill Regional	251,721	2,987	7,824	34,535	297,067	192,599	1.54
Gwinnett County	851,901	28,250	78,943	47,354	1,006,448	966,881	1.04
Hall County	246,950	767	30,577	16,760	295,054	207,116	1.42
Hart County	37,920	13,067	21,103	981	73,071	25,967	2.81
Henry County	264,625	18,462	34,857	7,262	325,206	237,005	1.37
Houston County	180,697	12,833	25,707	9,160	228,397	161,245	1.42
Jefferson County	60,020	12,833	22,681	3,927	99,461	16,212	6.14
Kinchafoonee Regional	81,761	12,833	21,452	8,541	124,587	29,784	4.18
Lake Blackshear Regional	141,155	12,833	23,099	4,751	181,838	73,643	2.47
Lee County	66,723	13,866	24,801	13,226	118,616	32,226	3.68
Live Oak	595,333	13,091	50,916	75,661	735,001	429,993	1.71
Marshes of Glynn	81,738	12,833	23,481	6,521	124,573	87,023	1.43
Middle Georgia Regional	506,708	22,095	32,426	10,310	571,539	230,861	2.48
Moultrie-Colquitt County	112,143	12,833	21,649	1,224	147,849	49,120	3.01
Mountain Regional	145,075	12,833	25,102	10,544	193,554	58,034	3.34
Newton County	116,173	12,833	29,070	13,230	171,306	114,680	1.49
Northeast Georgia Regional	227,759	14,344	27,238	23,532	292,873	117,638	2.49
Northwest Georgia Regional	185,628	14,036	25,138	14,618	239,420	206,617	1.16
Ocmulgee Regional	118,284	12,833	22,335	2,447	155,899	79,035	1.97
Oconee Regional	165,457	12,833	23,078	4,839	206,207	89,970	2.29
Ochoppee Regional	178,225	12,833	22,791	7,488	221,337	79,829	2.77
Okfeenokee Regional	98,582	12,833	23,144	12,469	147,028	94,603	1.55
Peach County	81,773	12,833	22,059	3,869	120,534	27,562	4.37
Piedmont Regional	236,604	13,658	31,025	27,168	308,455	172,304	1.79
Pine Mountain Regional	98,488	12,833	22,205	7,646	141,172	62,140	2.27
Roddenberry Memorial	60,548	12,833	21,590	2,071	97,042	26,509	3.66
Sara Hightower Regional	333,046	9,455	19,198	43,211	404,910	141,132	2.87
Satilla Regional	94,222	12,833	21,460	1,460	129,975	53,699	2.42
Screven-Jenkins Regional	90,220	12,833	21,719	4,794	129,566	23,633	5.48
Seqoyah Regional	265,682	6,508	14,948	8,668	295,806	320,017	0.92
South Georgia Regional	169,939	12,833	24,201	17,816	224,799	137,666	1.63
Southwest Georgia Regional	157,766	13,057	24,640	10,104	205,567	42,818	4.80
Statesboro Regional	202,755	12,833	24,884	7,371	247,843	162,951	1.52
Thomas County	116,201	12,833	23,781	8,656	161,471	46,779	3.45
Three Rivers Regional	243,246	1,247	9,948	22,383	276,824	151,750	1.82
Troup-Harris Regional	143,178	12,833	24,578	11,543	192,132	108,684	1.77
Twin Lakes	65,700	13,194	22,222	8,865	109,981	47,285	2.33
Uncle Remus Regional	298,724	13,693	35,182	20,794	368,393	175,404	2.10
West Georgia Regional	831,536	5,171	24,800	82,867	944,374	483,794	1.95
Worth County	30,656	12,833	20,965	4,957	69,411	21,104	3.29
Statewide	15,830,423	1,175,116	1,672,829	1,372,889	20,051,257	10,766,121	1.86
Statewide (Print Only) FY2019		1.47			National (Print Only) FY2018		2.24
Statewide (Print Only) FY2018		1.46			Georgia State Ranking FY2018		44

Print Books owned by Libraries System Detail FY2017-19

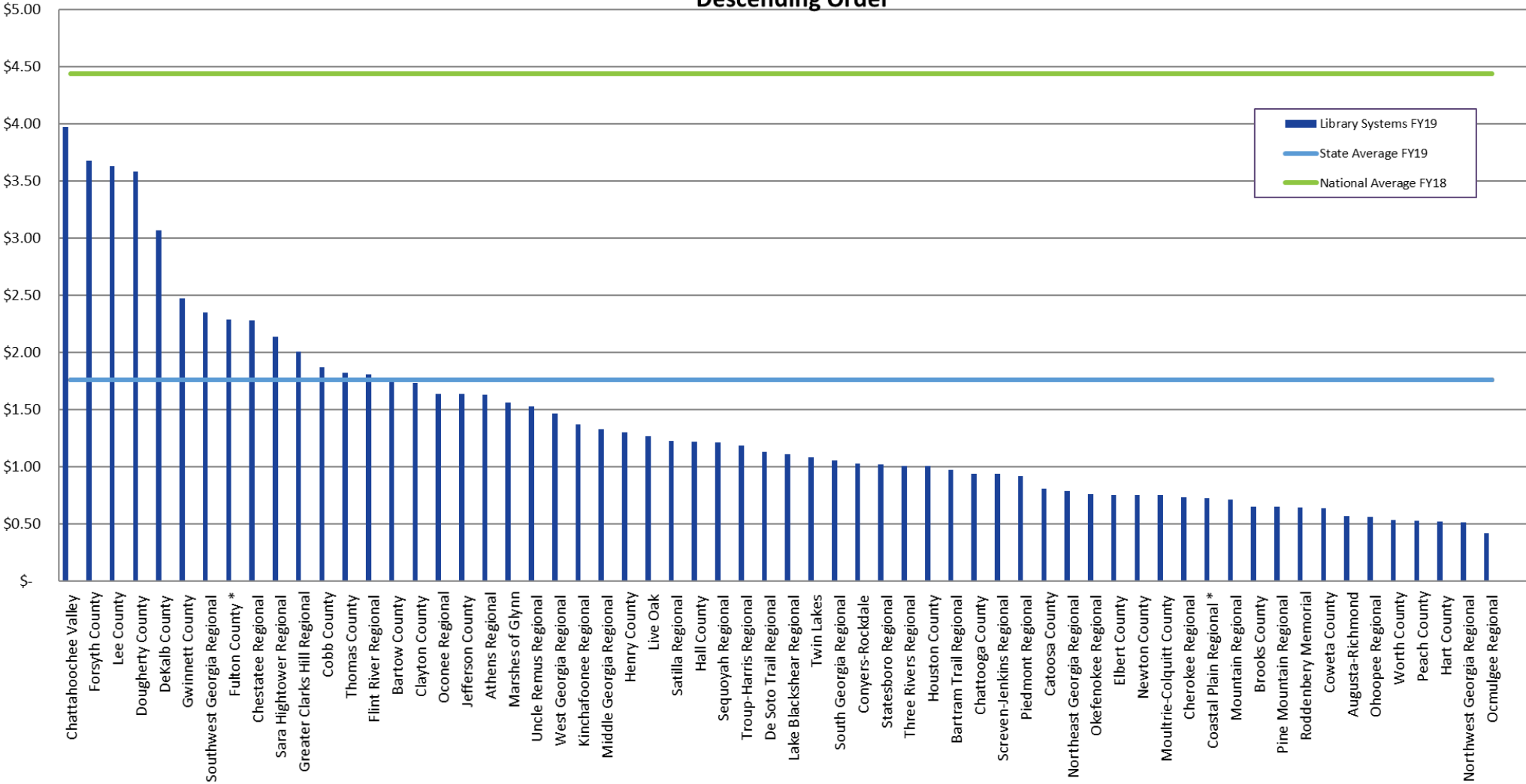
Library System	2017			2018			2019		
	Books	Population	Per Capita	Books	Population	Per Capita	Books	Population	Per Capita
Athens Regional	378,981	228,317	1.66	382,734	230,417	1.66	384,117	232,589	1.65
Augusta-Richmond	282,834	205,246	1.38	281,863	206,057	1.37	280,926	206,620	1.36
Bartow County	137,118	105,603	1.30	129,927	106,686	1.22	139,527	107,725	1.30
Bartram Trail Regional	100,117	33,464	2.99	106,047	33,510	3.16	111,471	33,522	3.33
Brooks County	69,032	15,413	4.48	69,313	15,387	4.50	69,771	15,337	4.55
Catoosa County	98,649	67,733	1.46	92,253	68,338	1.35	90,495	68,911	1.31
Chattahoochee Valley	357,789	236,833	1.51	284,780	238,497	1.19	261,759	239,915	1.09
Chattooga County	43,405	25,204	1.72	41,880	25,220	1.66	42,902	25,222	1.70
Cherokee Regional	135,783	85,839	1.58	134,680	86,122	1.56	137,178	86,315	1.59
Chestatee Regional	96,302	56,899	1.69	96,460	57,723	1.67	97,990	58,557	1.67
Clayton County	478,174	275,079	1.74	467,617	277,793	1.68	487,394	280,140	1.74
Coastal Plain Regional *	229,953	95,314	2.41	233,411	95,652	2.44	292,641	113,957	2.57
Cobb County	928,028	754,461	1.23	929,768	763,778	1.22	928,843	772,544	1.20
Conyers-Rockdale	117,743	91,679	1.28	97,148	92,869	1.05	99,715	94,077	1.06
Coweta County	244,599	144,098	1.70	184,197	146,828	1.25	185,295	149,702	1.24
DeKalb County	855,410	739,002	1.16	855,501	745,417	1.15	870,122	750,778	1.16
De Soto Trail Regional	119,675	36,690	3.26	121,303	36,630	3.31	119,275	36,541	3.26
Dougherty County	274,901	93,315	2.95	265,048	93,401	2.84	333,130	93,393	3.57
Elbert County	48,538	19,474	2.49	48,228	19,443	2.48	49,118	19,393	2.53
Fitzgerald-Ben Hill County	55,159	17,868	3.09	53,945	17,956	3.00			
Flint River Regional	473,326	266,576	1.78	438,771	268,647	1.63	439,168	270,709	1.62
Forsyth County	300,708	222,640	1.35	324,078	229,449	1.41	339,208	237,439	1.43
Fulton County *	2,325,808	1,052,908	2.21	1,929,742	1,070,062	1.80	1,835,516	1,087,425	1.69
Greater Clarks Hill Regional	251,128	185,410	1.35	247,491	188,851	1.31	251,721	192,599	1.31
Gwinnett County	774,108	930,553	0.83	723,164	948,365	0.76	851,901	966,881	0.88
Hall County	270,039	200,560	1.35	265,125	203,764	1.30	246,950	207,116	1.19
Hart County	35,880	25,809	1.39	37,006	25,900	1.43	37,920	25,967	1.46
Henry County	253,163	228,179	1.11	263,092	232,442	1.13	264,625	237,005	1.12
Houston County	179,831	156,768	1.15	192,131	159,046	1.21	180,697	161,245	1.12
Jefferson County	62,200	16,251	3.83	58,548	16,234	3.61	60,020	16,212	3.70
Kinchafoonee Regional	107,079	30,161	3.55	82,091	29,983	2.74	81,761	29,784	2.75
Lake Blackshear Regional	165,739	73,833	2.24	152,266	73,768	2.06	141,155	73,643	1.92
Lee County	71,779	31,155	2.30	91,994	31,676	2.90	66,723	32,226	2.07
Live Oak	448,876	419,173	1.07	463,853	424,710	1.09	595,333	429,993	1.38
Marshes of Glynn	86,671	85,202	1.02	84,923	86,126	0.99	81,738	87,023	0.94
Middle Georgia Regional	497,371	229,977	2.16	465,410	230,542	2.02	506,708	230,861	2.19
Moultrie-Colquitt County	111,380	48,195	2.31	108,554	48,675	2.23	112,143	49,120	2.28
Mountain Regional	147,972	57,399	2.58	147,523	57,725	2.56	145,075	58,034	2.50
Newton County	98,906	110,493	0.90	92,600	112,505	0.82	116,173	114,680	1.01
Northeast Georgia Regional	209,271	116,091	1.80	215,338	116,860	1.84	227,759	117,638	1.94
Northwest Georgia Regional	183,548	203,860	0.90	187,473	205,333	0.91	185,628	206,617	0.90
Ocmulgee Regional	114,379	79,044	1.45	108,828	79,057	1.38	118,284	79,035	1.50
Oconee Regional	174,571	89,431	1.95	170,206	89,725	1.90	165,457	89,970	1.84
Ochopee Regional	178,472	78,863	2.26	177,169	79,373	2.23	178,225	79,829	2.23
Okfeenokee Regional	94,128	93,448	1.01	94,697	94,036	1.01	98,582	94,603	1.04
Peach County	84,349	27,413	3.08	80,685	27,513	2.93	81,773	27,562	2.97
Piedmont Regional	225,412	164,982	1.37	229,442	168,500	1.36	236,604	172,304	1.37
Pine Mountain Regional	103,879	62,378	1.67	96,763	62,293	1.55	98,488	62,140	1.58
Roddenbery Memorial	66,565	26,110	2.55	58,183	26,318	2.21	60,548	26,509	2.28
Sara Hightower Regional	347,446	139,835	2.48	338,212	140,543	2.41	333,046	141,132	2.36
Satilla Regional	79,608	52,984	1.50	96,410	53,352	1.81	94,222	53,699	1.75
Screven-Jenkins Regional	82,379	23,609	3.49	82,716	23,634	3.50	90,220	23,633	3.82
Sequoyah Regional	299,165	307,437	0.97	270,899	313,479	0.86	265,682	320,017	0.83
South Georgia Regional	230,053	134,269	1.71	178,922	135,991	1.32	169,939	137,666	1.23
Southwest Georgia Regional	176,698	42,653	4.14	174,512	42,757	4.08	157,766	42,818	3.68
Statesboro Regional	208,363	158,190	1.32	203,858	160,486	1.27	202,755	162,951	1.24
Thomas County	114,296	46,166	2.48	115,046	46,490	2.47	116,201	46,779	2.48
Three Rivers Regional	240,114	149,121	1.61	243,425	150,468	1.62	243,246	151,750	1.60
Troup-Harris Regional	161,041	106,324	1.51	160,923	107,476	1.50	143,178	108,684	1.32
Twin Lakes	70,465	46,875	1.50	64,725	47,084	1.37	65,700	47,285	1.39
Uncle Remus Regional	296,338	171,443	1.73	318,257	173,377	1.84	298,724	175,404	1.70
West Georgia Regional	734,951	467,577	1.57	838,124	475,537	1.76	831,536	483,794	1.72
Worth County	37,162	21,181	1.75	31,622	21,153	1.49	30,656	21,104	1.45
Statewide	16,226,807	10,508,057	1.54	15,580,900	10,637,029	1.46	15,830,423	10,766,121	1.47

e-books Available at Libraries System Detail FY2017-19

Library System	2017			2018			2019		
	e-books	Population	Per Capita	e-books	Population	Per Capita	e-books	Population	Per Capita
Athens Regional	11,680	228,317	0.05	9,476	230,417	0.04	12,833	232,589	0.06
Augusta-Richmond	11,274	205,246	0.05	11,773	206,057	0.06	20,635	206,620	0.10
Barrow County	18,787	105,603	0.18	9,308	106,686	0.09	13,361	107,725	0.12
Bartram Trail Regional	367	33,464	0.01	9,773	33,510	0.29	12,990	33,522	0.39
Brooks County	0	15,413	-	-	15,387	-	-	15,337	-
Catoosa County	11,468	67,733	0.17	5,126	68,338	0.08	12,960	68,911	0.19
Chattahoochee Valley	9,374	236,833	0.04	11,126	238,497	0.05	13,710	239,915	0.06
Chattooga County	11,226	25,204	0.45	9,934	25,220	0.39	12,833	25,222	0.51
Cherokee Regional	11,226	85,839	0.13	9,476	86,122	0.11	12,833	86,315	0.15
Chestatee Regional	11,372	56,899	0.20	9,576	57,723	0.17	12,833	58,557	0.22
Clayton County	3,135	275,079	0.01	10,661	277,793	0.04	27,816	280,140	0.10
Coastal Plain Regional *	11,226	95,314	0.12	9,476	95,652	0.10	12,849	113,957	0.11
Cobb County	18,659	754,461	0.02	17,557	763,778	0.02	28,308	772,544	0.04
Conyers-Rockdale	2,623	91,679	0.03	2,959	92,869	0.03	3,226	94,077	0.03
Coweta County	6	144,098	0.00	1,373	146,828	0.01	2,457	149,702	0.02
DeKalb County	10,573	739,002	0.01	14,296	745,417	0.02	19,017	750,778	0.03
De Soto Trail Regional	0	36,690	-	-	36,630	-	12,833	36,541	0.35
Dougherty County	12,495	93,315	0.13	9,839	93,401	0.11	13,116	93,393	0.14
Elbert County	11,226	19,474	0.58	9,476	19,443	0.49	12,833	19,393	0.66
Fitzgerald-Ben Hill County	11,226	17,868	0.63	11,404	17,956	0.64	12,961	-	-
Flint River Regional	11,372	266,576	0.04	9,685	268,647	0.04	18,846	270,709	0.07
Forsyth County	10,283	222,640	0.05	18,085	229,449	0.08	386,592	237,439	1.63
Fulton County *	216,361	1,052,908	0.21	305,025	1,070,062	0.29	2,987	1,087,425	0.00
Greater Clarks Hill Regional	6,389	185,410	0.03	16,816	188,851	0.09	28,250	192,599	0.15
Gwinnett County	23,393	930,553	0.03	25,246	948,365	0.03	767	966,881	0.00
Hall County	670	200,560	0.00	770	203,764	0.00	13,067	207,116	0.06
Hart County	0	25,809	-	9,495	25,900	0.37	18,462	25,967	0.71
Henny County	11,249	228,179	0.05	13,306	232,442	0.06	12,833	237,005	0.05
Houston County	11,226	156,768	0.07	9,476	159,046	0.06	12,833	161,245	0.08
Jefferson County	0	16,251	-	-	16,234	-	12,833	16,212	0.79
Kinchafoonee Regional	82	30,161	0.00	82	29,983	0.00	12,833	29,784	0.43
Lake Blackshear Regional	11,365	73,833	0.15	9,476	73,768	0.13	13,866	73,643	0.19
Lee County	11,647	31,155	0.37	5,150	31,676	0.16	13,091	32,226	0.41
Live Oak	7,988	419,173	0.02	12,834	424,710	0.03	12,833	429,993	0.03
Marshes of Glynn	745	85,202	0.01	9,476	86,126	0.11	22,095	87,023	0.25
Middle Georgia Regional	1,013	229,977	0.00	14,470	230,542	0.06	12,833	230,861	0.06
Moultrie-Colquitt County	11,226	48,195	0.23	9,476	48,675	0.19	12,833	49,120	0.26
Mountain Regional	11,226	57,399	0.20	9,476	57,725	0.16	12,833	58,034	0.22
Newton County	11,226	110,493	0.10	9,476	112,505	0.08	14,344	114,680	0.13
Northeast Georgia Regional	13,006	116,091	0.11	10,921	116,860	0.09	14,036	117,638	0.12
Northwest Georgia Regional	0	203,860	-	28,698	205,333	0.14	12,833	206,617	0.06
Ocmulgee Regional	11,226	79,044	0.14	-	79,057	-	12,833	79,035	0.16
Oconee Regional	11,251	89,431	0.13	9,489	89,725	0.11	12,833	89,970	0.14
Ohoopsee Regional	11,226	78,863	0.14	11,226	79,373	0.14	12,833	79,829	0.16
Okfeenokee Regional	12,541	93,448	0.13	9,476	94,036	0.10	12,833	94,603	0.14
Peach County	11,226	27,413	0.41	9,476	27,513	0.34	13,658	27,562	0.50
Piedmont Regional	7,577	164,982	0.05	8,766	168,500	0.05	12,833	172,304	0.07
Pine Mountain Regional	11,226	62,378	0.18	9,476	62,293	0.15	12,833	62,140	0.21
Roddenbery Memorial	11,226	26,110	0.43	9,476	26,318	0.36	9,455	26,509	0.36
Sara Hightower Regional	12,436	139,835	0.09	12,402	140,543	0.09	12,833	141,132	0.09
Satilla Regional	11,226	52,984	0.21	4,996	53,352	0.09	12,833	53,699	0.24
Screven-Jenkins Regional	11,226	23,609	0.48	4,997	23,634	0.21	6,508	23,633	0.28
Sequoyah Regional	4,257	307,437	0.01	5,231	313,479	0.02	12,833	320,017	0.04
South Georgia Regional	11,226	134,269	0.08	11,404	135,991	0.08	13,057	137,666	0.09
Southwest Georgia Regional	11,355	42,653	0.27	9,476	42,757	0.22	12,833	42,818	0.30
Statesboro Regional	11,226	158,190	0.07	9,476	160,486	0.06	12,833	162,951	0.08
Thomas County	11,226	46,166	0.24	-	46,490	-	1,247	46,779	0.03
Three Rivers Regional	531	149,121	0.00	773	150,468	0.01	12,833	151,750	0.08
Troup-Harris Regional	11,226	106,324	0.11	9,476	107,476	0.09	13,194	108,684	0.12
Twin Lakes	11,226	46,875	0.24	9,476	47,084	0.20	13,693	47,285	0.29
Uncle Remus Regional	860	171,443	0.01	860	173,377	0.00	5,171	175,404	0.03
West Georgia Regional	4,459	467,577	0.01	4,658	475,537	0.01	12,833	483,794	0.03
Worth County	11,226	21,181	0.53	9,476	21,153	0.45	9,476	21,104	0.45
Statewide	759,615	10,508,057	0.07	860,134	10,637,029	0.08	1,184,592	10,766,121	0.11

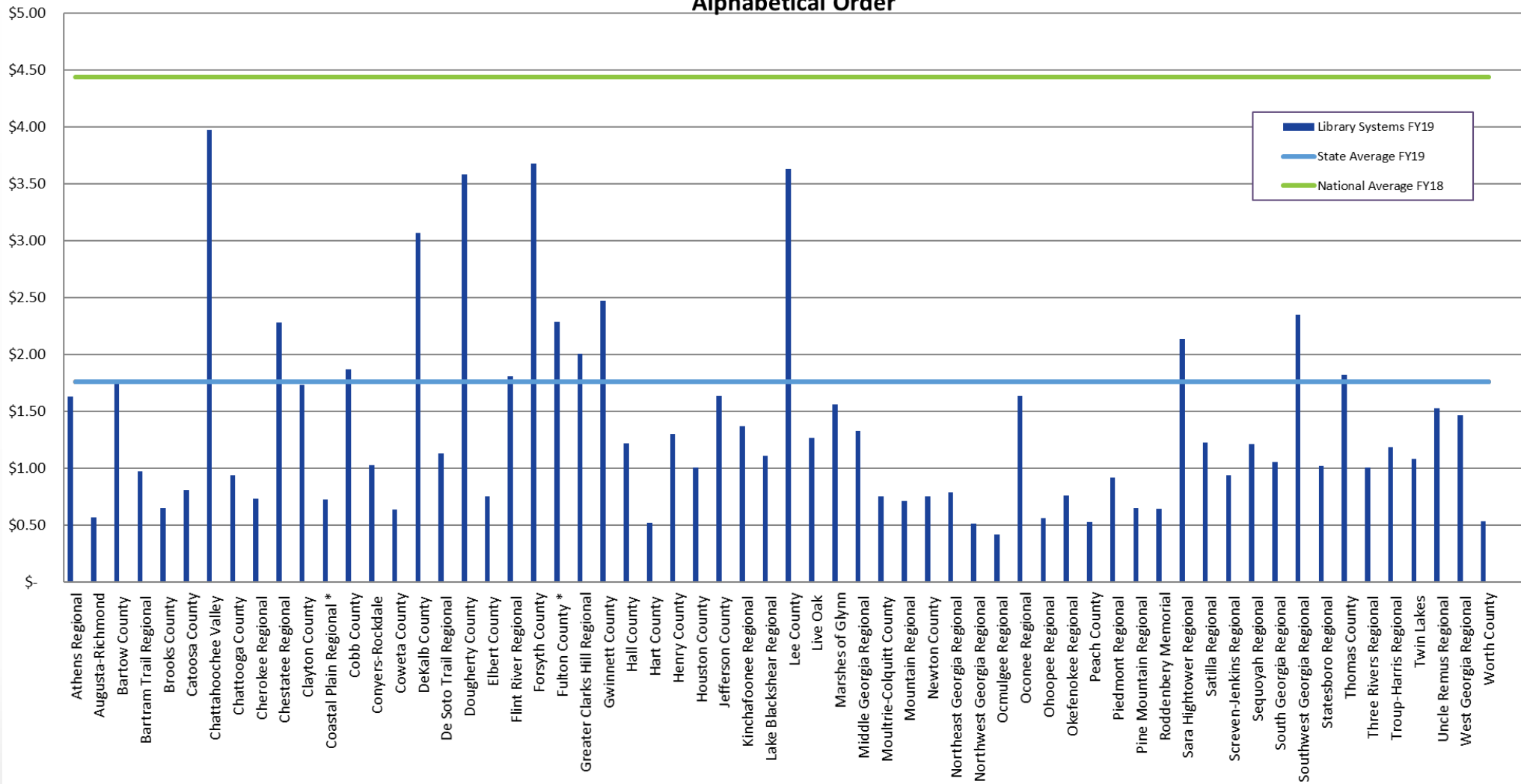
Materials Expenditures Per Capita FY2019

Descending Order



Materials Expenditures Per Capita FY2019

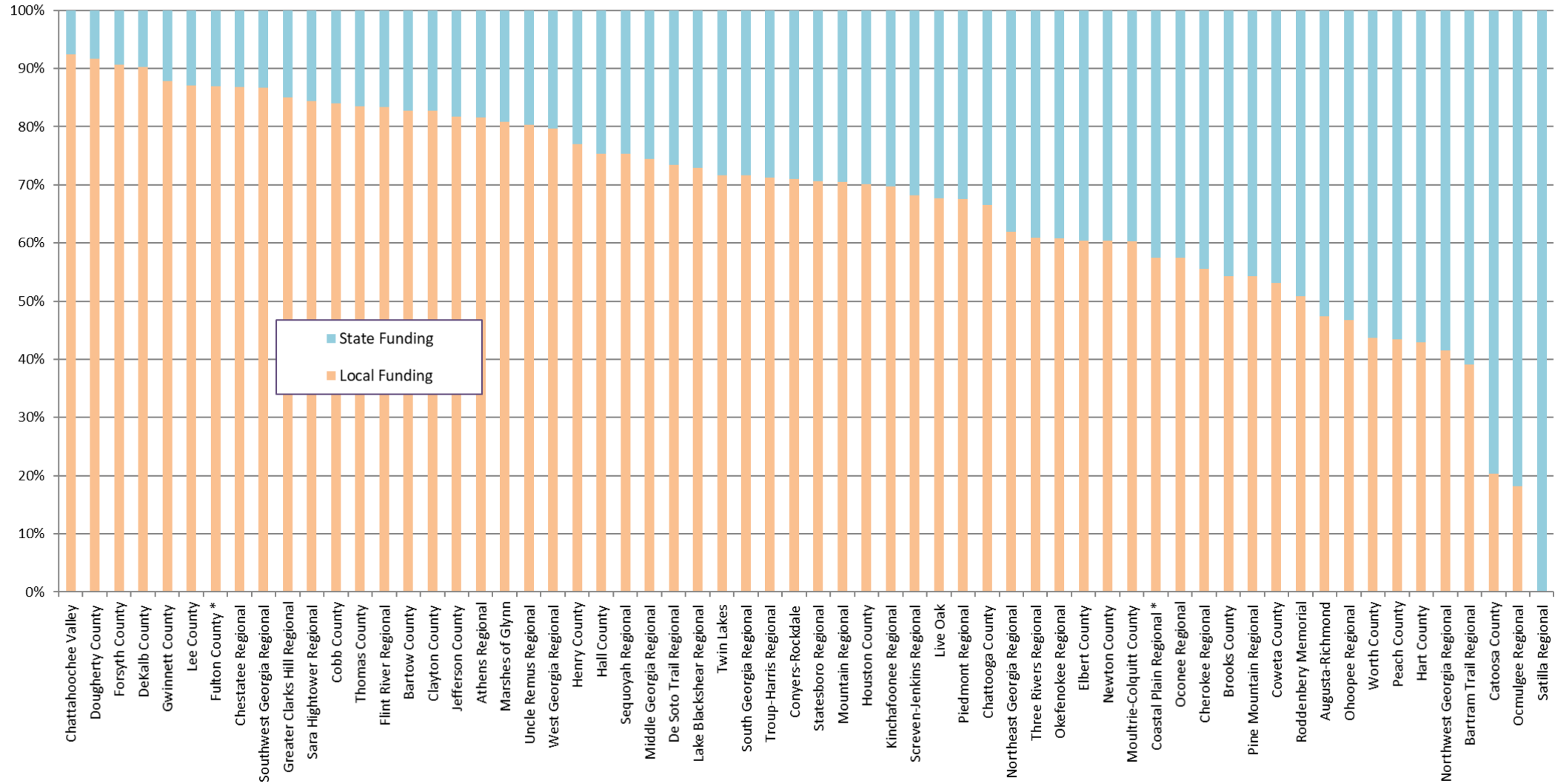
Alphabetical Order



Total Collection Expenditures per Capita System Detail FY2017-19

Library System	2017			2018			2019		
	Material Exp	Population	Per Capita	Material Exp	Population	Per Capita	Material Exp	Population	Per Capita
Athens Regional	\$346,584	228,317	\$ 1.52	\$357,122	230,417	\$ 1.55	\$379,069	232,589	\$ 1.63
Augusta-Richmond	\$304,355	205,246	1.48	\$180,054	206,057	0.87	\$117,860	206,620	0.57
Barlow County	\$222,316	105,603	2.11	\$232,518	106,686	2.18	\$187,731	107,725	1.74
Bartram Trail Regional	\$45,605	33,464	1.36	\$39,957	33,510	1.19	\$32,629	33,522	0.97
Brooks County	\$10,597	15,413	0.69	\$10,188	15,387	0.66	\$10,052	15,337	0.66
Catoosa County	\$115,274	67,733	1.70	\$69,784	68,338	1.02	\$56,058	68,911	0.81
Chattahoochee Valley	\$790,676	236,833	3.34	\$844,680	238,497	3.54	\$952,744	239,915	3.97
Chattooga County	\$43,003	25,204	1.71	\$25,833	25,220	1.02	\$23,785	25,222	0.94
Cherokee Regional	\$56,073	85,839	0.65	\$55,439	86,122	0.64	\$63,419	86,315	0.73
Chestatee Regional	\$105,537	56,899	1.85	\$126,342	57,723	2.19	\$133,487	58,557	2.28
Clayton County	\$507,555	275,079	1.85	\$360,448	277,793	1.30	\$486,304	280,140	1.74
Coastal Plain Regional *	\$96,413	95,314	1.01	\$76,454	95,652	0.80	\$83,056	113,957	0.73
Cobb County	\$1,402,424	754,461	1.86	\$1,566,176	763,778	2.05	\$1,448,201	772,544	1.87
Conyers-Rockdale	\$112,527	91,679	1.23	\$108,012	92,869	1.16	\$97,110	94,077	1.03
Coweta County	\$86,023	144,098	0.60	\$87,707	146,828	0.60	\$95,911	149,702	0.64
DeKalb County	\$1,938,447	739,002	2.62	\$2,311,276	745,417	3.10	\$2,304,614	750,778	3.07
De Soto Trail Regional	\$51,283	36,690	1.40	\$41,591	36,630	1.14	\$41,319	36,541	1.13
Dougherty County	\$353,231	93,315	3.79	\$334,102	93,401	3.58	\$334,891	93,393	3.59
Elbert County	\$14,767	19,474	0.76	\$14,518	19,443	0.75	\$14,713	19,393	0.76
Fitzgerald-Ben Hill County	\$16,146	17,868	0.90	\$9,696	17,956	0.54			
Flint River Regional	\$462,095	266,576	1.73	\$426,993	268,647	1.59	\$489,017	270,709	1.81
Forsyth County	\$761,113	222,640	3.42	\$735,449	229,449	3.21	\$873,441	237,439	3.68
Fulton County *	\$2,502,782	1,052,908	2.38	\$2,371,572	1,070,062	2.22	\$2,491,353	1,087,425	2.29
Greater Clarks Hill Regional	\$191,496	185,410	1.03	\$286,630	188,851	1.52	\$386,954	192,599	2.01
Gwinnett County	\$2,554,656	930,553	2.75	\$2,134,859	948,365	2.25	\$2,390,383	966,881	2.47
Hall County	\$270,722	200,560	1.35	\$280,651	203,764	1.38	\$252,216	207,116	1.22
Hart County	\$8,846	25,809	0.34	\$11,766	25,900	0.45	\$13,633	25,967	0.53
Henry County	\$248,449	228,179	1.09	\$207,532	232,442	0.89	\$309,187	237,005	1.30
Houston County	\$177,302	156,768	1.13	\$162,180	159,046	1.02	\$162,302	161,245	1.01
Jefferson County	\$25,036	16,251	1.54	\$29,348	16,234	1.81	\$26,599	16,212	1.64
Kinchafoonee Regional	\$47,551	30,161	1.58	\$34,174	29,983	1.14	\$40,947	29,784	1.37
Lake Blackshear Regional	\$85,907	73,833	1.16	\$83,167	73,768	1.13	\$81,683	73,643	1.11
Lee County	\$98,893	31,155	3.17	\$99,360	31,676	3.14	\$117,018	32,226	3.63
Live Oak	\$604,870	419,173	1.44	\$438,890	424,710	1.03	\$544,662	429,993	1.27
Marshes of Glynn	\$100,416	85,202	1.18	\$103,346	86,126	1.20	\$135,908	87,023	1.56
Middle Georgia Regional	\$188,502	229,977	0.82	\$243,148	230,542	1.05	\$306,925	230,861	1.33
Moultrie-Colquitt County	\$102,131	48,195	2.12	\$79,712	48,675	1.64	\$37,084	49,120	0.75
Mountain Regional	\$57,736	57,399	1.01	\$55,951	57,725	0.97	\$41,466	58,034	0.71
Newton County	\$140,544	110,493	1.27	\$84,280	112,505	0.75	\$86,814	114,680	0.76
Northeast Georgia Regional	\$121,745	116,091	1.05	\$98,895	116,860	0.85	\$92,819	117,638	0.79
Northwest Georgia Regional	\$92,483	203,860	0.45	\$91,700	205,333	0.45	\$106,101	206,617	0.51
Ocmulgee Regional	\$57,790	79,044	0.73	\$39,274	79,057	0.50	\$32,939	79,035	0.42
Oconee Regional	\$170,176	89,431	1.90	\$149,185	89,725	1.66	\$147,705	89,970	1.64
Ohoopsee Regional	\$31,663	78,863	0.40	\$32,980	79,373	0.42	\$44,968	79,829	0.56
Okefenokee Regional	\$84,238	93,448	0.90	\$74,465	94,036	0.79	\$72,336	94,603	0.76
Peach County	\$38,718	27,413	1.41	\$15,709	27,513	0.57	\$14,604	27,562	0.53
Piedmont Regional	\$235,911	164,982	1.43	\$140,675	168,500	0.83	\$159,025	172,304	0.92
Pine Mountain Regional	\$39,367	62,378	0.63	\$43,622	62,293	0.70	\$40,719	62,140	0.66
Roddenbery Memorial	\$42,209	26,110	1.62	\$20,362	26,318	0.77	\$17,164	26,509	0.65
Sara Hightower Regional	\$321,768	139,835	2.30	\$327,661	140,543	2.33	\$302,029	141,132	2.14
Satilla Regional	\$73,503	52,984	1.39	\$63,338	53,352	1.19	\$66,110	53,699	1.23
Screven-Jenkins Regional	\$25,780	23,609	1.09	\$20,346	23,634	0.86	\$22,250	23,633	0.94
Sequoyah Regional	\$297,533	307,437	0.97	\$345,515	313,479	1.10	\$389,317	320,017	1.22
South Georgia Regional	\$135,280	134,269	1.01	\$77,200	135,991	0.57	\$145,531	137,666	1.06
Southwest Georgia Regional	\$119,562	42,653	2.80	\$103,015	42,757	2.41	\$100,677	42,818	2.35
Statesboro Regional	\$147,542	158,190	0.93	\$155,100	160,486	0.97	\$166,627	162,951	1.02
Thomas County	\$99,887	46,166	2.16	\$98,322	46,490	2.11	\$85,252	46,779	1.82
Three Rivers Regional	\$113,686	149,121	0.76	\$165,478	150,468	1.10	\$153,503	151,750	1.01
Troup-Harris Regional	\$131,157	106,324	1.23	\$137,911	107,476	1.28	\$128,989	108,684	1.19
Twin Lakes	\$52,879	46,875	1.13	\$42,769	47,084	0.91	\$51,250	47,285	1.08
Uncle Remus Regional	\$260,280	171,443	1.52	\$191,513	173,377	1.10	\$267,961	175,044	1.53
West Georgia Regional	\$640,841	467,577	1.37	\$652,800	475,537	1.37	\$710,055	483,794	1.47
Worth County	\$20,270	21,181	0.96	\$13,436	21,153	0.64	\$11,248	21,104	0.53
Statewide	\$ 18,602,150	10,508,057	\$ 1.77	\$ 17,822,176	10,637,029	\$ 1.68	\$ 18,979,724	10,766,121	\$ 1.76

Ratio of Local to State Funds Used to Purchase Library Materials in FY2019



Ratio of Local to State Funds for the Purchase of Library Materials System Detail FY2019

Ratio of Local to State Funds Used to Purchase Library Materials in FY2019						
Library System	Local Funds for Library Materials	% Local Exp of Materials	State Funds for Library Materials	% State Exp of Materials	Local + State Funds for Library Materials	% Sum
Athens Regional	\$309,293	81.6%	\$69,776.00	18.4%	\$379,069.00	100%
Augusta-Richmond	\$55,874	47.4%	\$61,986	52.6%	\$117,860.00	100%
Bartow County	\$155,413	82.8%	\$32,318.00	17.2%	\$187,731.00	100%
Bartram Trail Regional	\$12,747	39.1%	\$19,882.00	60.9%	\$32,629.00	100%
Brooks County	\$5,451	54.2%	\$4,601.00	45.8%	\$10,052.00	100%
Catoosa County	\$11,423	20.4%	\$44,635.00	79.6%	\$56,058.00	100%
Chattahoochee Valley	\$880,769	92.4%	\$71,975.00	7.6%	\$952,744.00	100%
Chattooga County	\$15,651	66.5%	\$7,884	33.5%	\$23,535.00	100%
Cherokee Regional	\$32,599	55.6%	\$26,053.00	44.4%	\$58,652.00	100%
Chestatee Regional	\$115,920	86.8%	\$17,567.00	13.2%	\$133,487.00	100%
Clayton County	\$402,262	82.7%	\$84,042	17.3%	\$486,304.00	100%
Coastal Plain Regional *	\$46,052	57.5%	\$34,088	42.5%	\$80,140.00	100%
Cobb County	\$1,215,302	84.0%	\$231,764.00	16.0%	\$1,447,066.00	100%
Conyers-Rockdale	\$68,887	70.9%	\$28,223	29.1%	\$97,110.00	100%
Coweta County	\$51,000	53.2%	\$44,911	46.8%	\$95,911.00	100%
DeKalb County	\$2,077,707	90.2%	\$225,233	9.8%	\$2,302,940.00	100%
De Soto Trail Regional	\$30,357	73.5%	\$10,962.00	26.5%	\$41,319.00	100%
Dougherty County	\$306,873	91.6%	\$28,018.00	8.4%	\$334,891.00	100%
Elbert County	\$8,895	60.5%	\$5,818.00	39.5%	\$14,713.00	100%
Flint River Regional	\$407,804	83.4%	\$81,213	16.6%	\$489,017.00	100%
Forsyth County	\$791,508	90.6%	\$81,933	9.4%	\$873,441.00	100%
Fulton County *	\$2,165,125	86.9%	\$326,228	13.1%	\$2,491,353.00	100%
Greater Clarks Hill Regional	\$329,175	85.1%	\$57,779	14.9%	\$386,954.00	100%
Gwinnett County	\$2,100,319	87.9%	\$290,064.00	12.1%	\$2,390,383.00	100%
Hall County	\$190,081	75.4%	\$62,135.00	24.6%	\$252,216.00	100%
Hart County	\$5,843	42.9%	\$7,790.00	57.1%	\$13,633.00	100%
Henry County	\$238,085	77.0%	\$71,102.00	23.0%	\$309,187.00	100%
Houston County	\$113,879	70.2%	\$48,423.00	29.8%	\$162,302.00	100%
Jefferson County	\$21,735	81.7%	\$4,864.00	18.3%	\$26,599.00	100%
Kinchafoonee Regional	\$28,532	69.7%	\$12,415.00	30.3%	\$40,947.00	100%
Lake Blackshear Regional	\$59,590	73.0%	\$22,093.00	27.0%	\$81,683.00	100%
Lee County	\$101,851	87.0%	\$15,167.00	13.0%	\$117,018.00	100%
Live Oak	\$368,356	67.6%	\$176,306.00	32.4%	\$544,662.00	100%
Marshes of Glynn	\$109,801	80.8%	\$26,107.00	19.2%	\$135,908.00	100%
Middle Georgia Regional	\$228,504	74.4%	\$78,421	25.6%	\$306,925.00	100%
Moultrie-Colquitt County	\$22,348	60.3%	\$14,736	39.7%	\$37,084.00	100%
Mountain Regional	\$41,466	70.4%	\$17,410	29.6%	\$58,876.00	100%
Newton County	\$52,410	60.4%	\$34,404	39.6%	\$86,814.00	100%
Northeast Georgia Regional	\$57,528	62.0%	\$35,291.00	38.0%	\$92,819.00	100%
Northwest Georgia Regional	\$44,116	41.6%	\$61,985	58.4%	\$106,101.00	100%
Ocmulgee Regional	\$5,782	18.2%	\$26,050.00	81.8%	\$31,832.00	100%
Oconee Regional	\$84,851	57.4%	\$62,854.00	42.6%	\$147,705.00	100%
Ohoopie Regional	\$21,019	46.7%	\$23,949.00	53.3%	\$44,968.00	100%
Okefenokee Regional	\$43,955	60.8%	\$28,381.00	39.2%	\$72,336.00	100%
Peach County	\$6,335	43.4%	\$8,269.00	56.6%	\$14,604.00	100%
Piedmont Regional	\$107,334	67.5%	\$51,691.00	32.5%	\$159,025.00	100%
Pine Mountain Regional	\$22,077	54.2%	\$18,642.00	45.8%	\$40,719.00	100%
Roddenbery Memorial	\$8,239	50.9%	\$7,953.00	49.1%	\$16,192.00	100%
Sara Hightower Regional	\$255,085	84.5%	\$46,944.00	15.5%	\$302,029.00	100%
Satilla Regional	\$0	0.0%	\$16,110.00	100.0%	\$16,110.00	100%
Screven-Jenkins Regional	\$15,160	68.1%	\$7,090	31.9%	\$22,250.00	100%
Sequoyah Regional	\$293,312	75.3%	\$96,005.00	24.7%	\$389,317.00	100%
South Georgia Regional	\$104,231	71.6%	\$41,300.00	28.4%	\$145,531.00	100%
Southwest Georgia Regional	\$86,783	86.7%	\$13,269.00	13.3%	\$100,052.00	100%
Statesboro Regional	\$117,742	70.7%	\$48,885.00	29.3%	\$166,627.00	100%
Thomas County	\$71,218	83.5%	\$14,034.00	16.5%	\$85,252.00	100%
Three Rivers Regional	\$93,440	60.9%	\$60,063.00	39.1%	\$153,503.00	100%
Troup-Harris Regional	\$91,879	71.2%	\$37,110.00	28.8%	\$128,989.00	100%
Twin Lakes	\$35,864	71.7%	\$14,186	28.3%	\$50,050.00	100%
Uncle Remus Regional	\$215,340	80.4%	\$52,621	19.6%	\$267,961.00	100%
West Georgia Regional	\$565,538	79.6%	\$144,517.00	20.4%	\$710,055.00	100%
Worth County	\$4,917	43.7%	\$6,331	56.3%	\$11,248.00	100%
Statewide	15,530,632.00	82.0%	3,401,856.00	18.0%	18,932,488.00	100%

Staff Expenditures and Total Library Expenditures

Per Capita Expenditures for Staff in Georgia Public Libraries

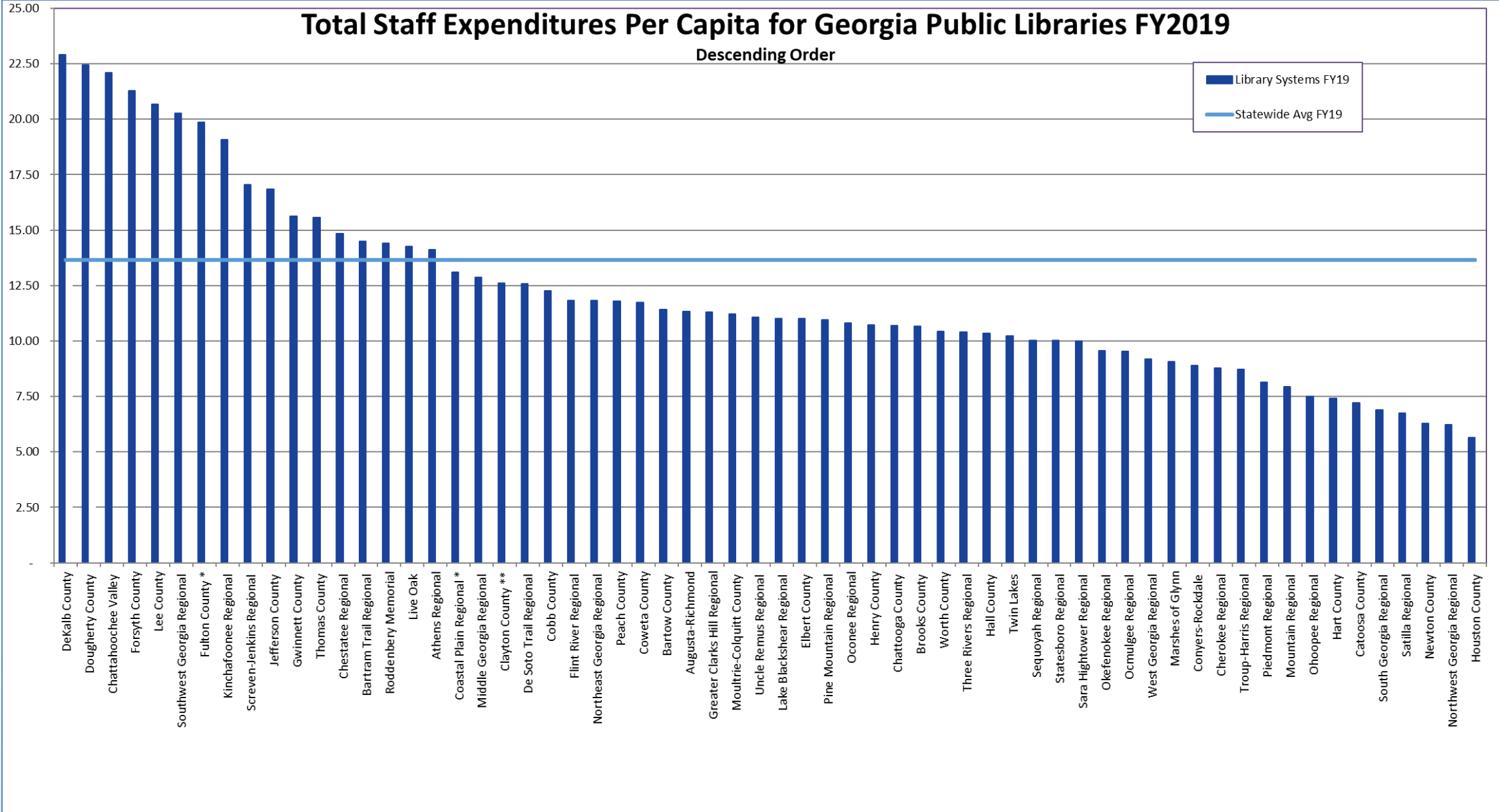
- Georgia public libraries spent an average of \$13.66 per capita for staff in FY2019, an increase of 1% over the FY2018 average of \$13.55.
- The 62 library systems in Georgia with ranged from \$5.64 to \$22.35 per capita for staff expenditures.
- The majority (68%) of Georgia public library systems spent less than the state average per capita of \$13.66 for staff salaries, wages, and benefits.
- While Georgia ranked 49th in the nation in FY2018 for per capita staff spending, Georgia ranked 9th among the states at almost 72% when viewing staff salaries and benefits as a percent of all operating expenditures of public libraries.

Total Library Expenditures (includes Staff, Materials, and Other Operating Expenditures)

- Georgia public libraries spent an average of \$19.18 per capita on operating expenditures in FY2019, a 1.7%% increase from the FY18 operating expenditure of \$18.85.
- On a per capita basis, all public library systems spent less in FY2019 than the FY2018 national average of \$40.75.
- 32% of Georgia's public library systems spent more per capita than the state average of \$19.18 in FY2019.
- Georgia ranked 49th in the United States for public library total operating expenditures per capita in FY2019.

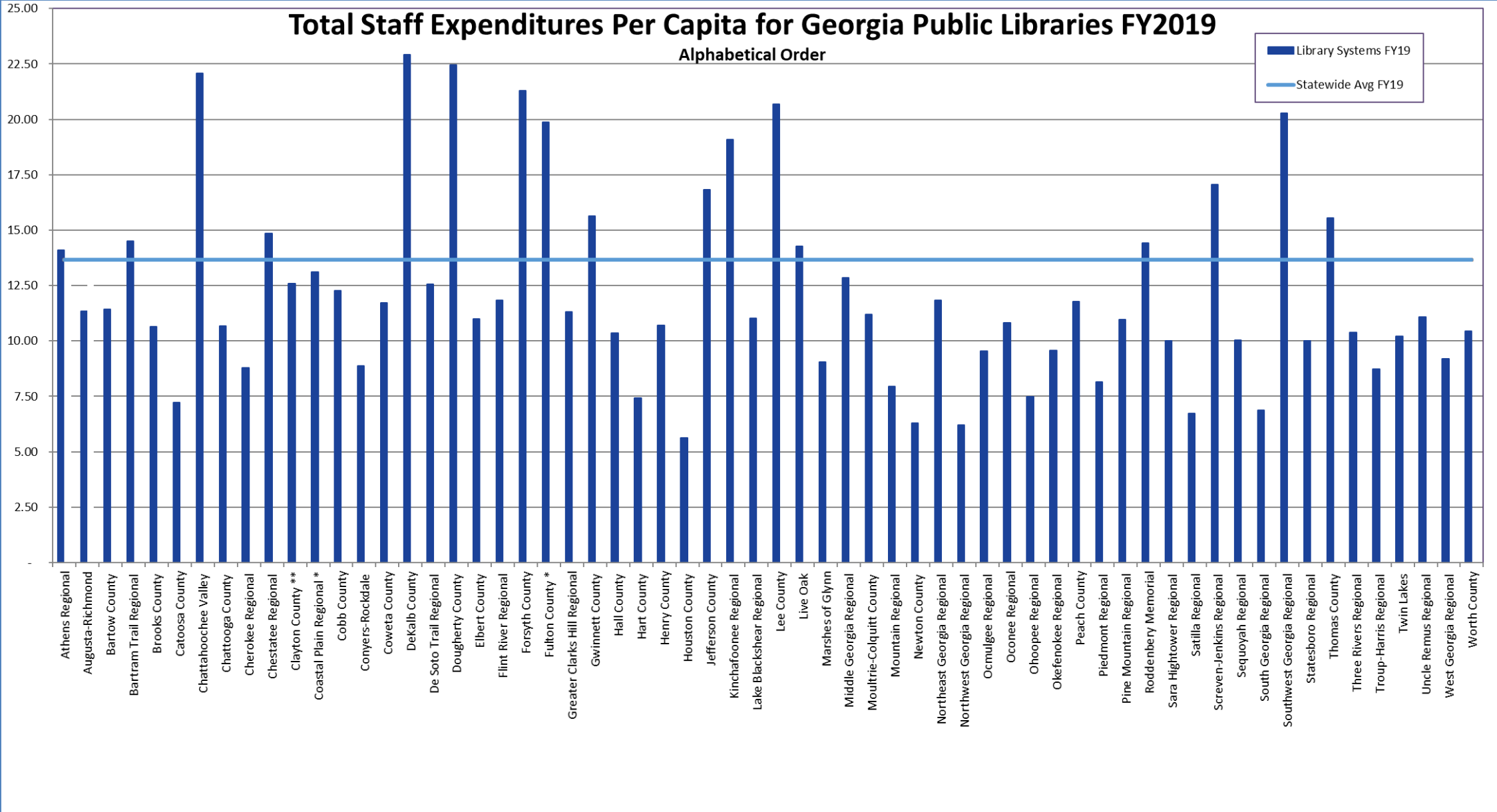
Total Staff Expenditures Per Capita for Georgia Public Libraries FY2019

Descending Order



Total Staff Expenditures Per Capita for Georgia Public Libraries FY2019

Alphabetical Order



Total Staff Expenditures per Capita System Detail FY2017-19

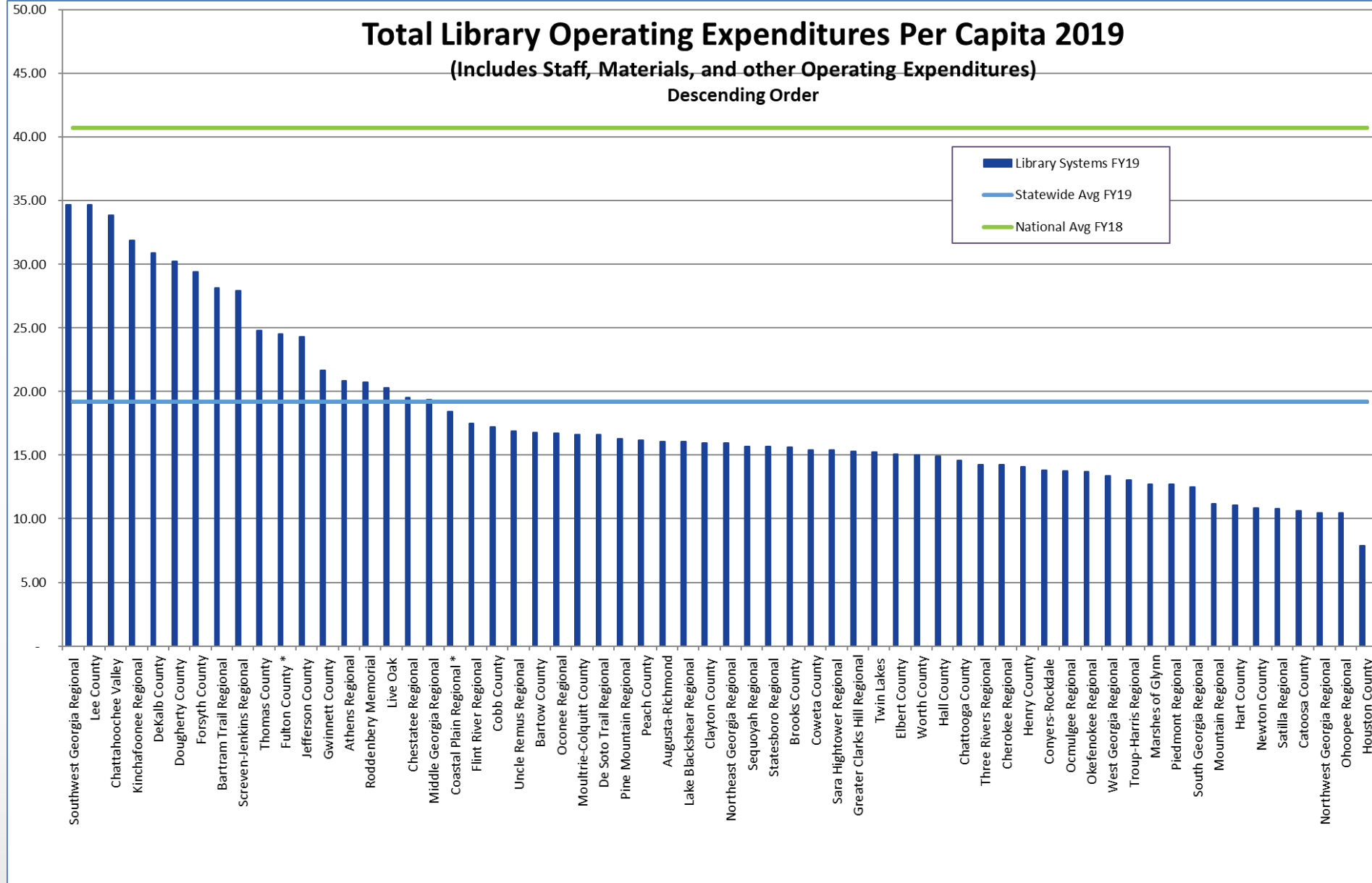
Library System	2017			2018			2019		
	Staff Expenditures	Population	Per Capita	Staff Expenditures	Population	Per Capita	Staff Expenditures	Population	Per Capita
Athens Regional	\$ 3,015,283	228,317	13.21	\$ 3,205,794	230,417	13.91	\$ 3,282,006	232,589	14.11
Augusta-Richmond	2,191,473	205,246	10.68	2,395,762	206,057	11.63	2,340,831	206,620	11.33
Barrow County	1,204,731	105,603	11.41	1,228,757	106,686	11.52	1,231,281	107,725	11.43
Bartram Trail Regional	514,476	33,464	15.37	523,360	33,510	15.62	485,836	33,522	14.49
Brooks County	144,745	15,413	9.39	159,714	15,387	10.38	163,445	15,337	10.66
Catoosa County	481,543	67,733	7.11	493,798	68,338	7.23	497,317	68,911	7.22
Chattahoochee Valley	4,751,118	236,833	20.06	4,949,843	238,497	20.75	5,298,311	239,915	22.08
Chattooga County	269,646	25,204	10.70	263,541	25,220	10.45	269,541	25,222	10.69
Cherokee Regional	724,583	85,839	8.44	725,350	86,122	8.42	757,600	86,315	8.78
Chestatee Regional	762,341	56,899	13.40	816,032	57,723	14.14	869,894	58,557	14.86
Clayton County **	6,242,628	275,079	22.69	3,343,121	277,793	12.03	3,530,093	280,140	12.60
Coastal Plain Regional *	1,241,227	95,314	13.02	1,318,098	95,652	13.78	1,492,482	113,957	13.10
Cobb County	8,583,943	754,461	11.38	9,768,874	763,778	12.79	9,474,031	772,544	12.26
Conyers-Rockdale	842,496	91,679	9.19	867,230	92,869	9.34	836,128	94,077	8.89
Coweta County	1,793,868	144,098	12.45	1,722,049	146,828	11.73	1,755,137	149,702	11.72
DeKalb County	14,777,483	739,002	20.00	15,905,338	745,417	21.34	17,200,043	750,778	22.91
De Soto Trail Regional	435,483	36,690	11.87	439,949	36,630	12.01	459,215	36,541	12.57
Dougherty County	1,997,686	93,315	21.41	2,265,713	93,401	24.26	2,096,358	93,393	22.45
Elbert County	207,149	19,474	10.64	212,126	19,443	10.91	213,404	19,393	11.00
Fitzgerald-Ben Hill County	325,359	17,868	18.21	275,769	17,956	15.36			
Flint River Regional	3,133,847	266,576	11.76	3,197,482	268,647	11.90	3,203,125	270,709	11.83
Forsyth County	4,373,872	222,640	19.65	4,770,504	229,449	20.79	5,055,025	237,439	21.29
Fulton County *	21,319,017	1,052,908	20.25	21,799,850	1,070,062	20.37	21,607,295	1,087,425	19.87
Greater Clarks Hill Regional	1,883,359	185,410	10.16	1,958,755	188,851	10.37	2,176,256	192,599	11.30
Gwinnett County	14,000,521	930,553	15.05	14,394,999	948,365	15.18	15,113,998	966,881	15.63
Hall County	2,001,003	200,560	9.98	2,065,905	203,764	10.14	2,144,450	207,116	10.35
Hart County	200,221	25,809	7.76	184,587	25,900	7.13	192,725	25,967	7.42
Henny County	2,140,106	228,179	9.38	2,416,913	232,442	10.40	2,538,114	237,005	10.71
Houston County	874,560	156,768	5.58	909,119	159,046	5.72	909,497	161,245	5.64
Jefferson County	268,246	16,251	16.51	285,608	16,234	17.59	272,926	16,212	16.84
Kinchafoonee Regional	537,527	30,161	17.82	556,656	29,983	18.57	568,425	29,784	19.08
Lake Blackshear Regional	817,958	73,833	11.08	818,134	73,768	11.09	811,760	73,643	11.02
Lee County	633,529	31,155	20.33	619,422	31,676	19.55	666,637	32,226	20.69
Live Oak	6,953,229	419,173	16.59	6,272,807	424,710	14.77	6,137,627	429,993	14.27
Marshes of Glynn	685,078	85,202	8.04	698,754	86,126	8.11	788,090	87,023	9.06
Middle Georgia Regional	2,707,008	229,977	11.77	3,037,094	230,542	13.17	2,967,880	230,861	12.86
Moultrie-Colquitt County	498,846	48,195	10.35	510,693	48,675	10.49	550,595	49,120	11.21
Mountain Regional	828,784	57,399	14.44	814,642	57,725	14.11	460,462	58,034	7.93
Newton County	698,455	110,493	6.32	710,499	112,505	6.32	721,979	114,680	6.30
Northeast Georgia Regional	1,387,760	116,091	11.95	1,465,393	116,860	12.54	1,391,458	117,638	11.83
Northwest Georgia Regional	1,251,462	203,860	6.14	1,303,114	205,333	6.35	1,284,992	206,617	6.22
Ocmulgee Regional	758,282	79,044	9.59	785,884	79,057	9.94	753,898	79,035	9.54
Oconee Regional	944,693	89,431	10.56	949,414	89,725	10.58	973,568	89,970	10.82
Ohoopsee Regional	566,493	78,863	7.18	572,500	79,373	7.21	598,104	79,829	7.49
Okfeonkee Regional	777,288	93,448	8.32	808,094	94,036	8.59	904,387	94,603	9.56
Peach County	331,289	27,413	12.09	311,543	27,513	11.32	324,878	27,562	11.79
Piedmont Regional	1,398,234	164,982	8.48	1,270,335	168,500	7.54	1,402,311	172,304	8.14
Pine Mountain Regional	686,901	62,378	11.01	681,259	62,293	10.94	680,950	62,140	10.96
Roddenberry Memorial	397,213	26,110	15.21	422,262	26,318	16.04	382,261	26,509	14.42
Sara Hightower Regional	1,372,382	139,835	9.81	1,403,259	140,543	9.98	1,411,991	141,132	10.00
Satilla Regional	376,699	52,984	7.11	374,552	53,352	7.02	361,710	53,699	6.74
Screven-Jenkins Regional	383,188	23,609	16.23	387,810	23,634	16.41	403,007	23,633	17.05
Sequoyah Regional	3,011,357	307,437	9.80	3,100,209	313,479	9.89	3,208,240	320,017	10.03
South Georgia Regional	952,628	134,269	7.09	941,231	135,991	6.92	947,331	137,666	6.88
Southwest Georgia Regional	791,844	42,653	18.56	832,894	42,757	19.48	867,837	42,818	20.27
Statesboro Regional	1,595,492	158,190	10.09	1,575,119	160,486	9.81	1,631,753	162,951	10.01
Thomas County	714,868	46,166	15.48	763,706	46,490	16.43	727,573	46,779	15.55
Three Rivers Regional	1,522,089	149,121	10.21	1,633,353	150,468	10.86	1,577,676	151,750	10.40
Troup-Harris Regional	901,475	106,324	8.48	884,329	107,476	8.23	947,356	108,684	8.72
Twin Lakes	441,698	46,875	9.42	464,745	47,084	9.87	483,442	47,285	10.22
Uncle Remus Regional	1,946,742	171,443	11.36	1,998,195	173,377	11.53	1,943,766	175,404	11.08
West Georgia Regional	4,169,663	467,577	8.92	4,123,853	475,537	8.67	4,443,087	483,794	9.18
Worth County	217,159	21,181	10.25	221,628	21,153	10.48	220,160	21,104	10.43
Statewide	141,959,323	10,508,057	13.51	144,177,322	10,637,029	13.55	147,011,555	10,766,121	13.66

NOTE: In FY2017, Clayton County staff expenditures were double counted. FY2018 is correct.

Total Library Operating Expenditures Per Capita 2019

(Includes Staff, Materials, and other Operating Expenditures)

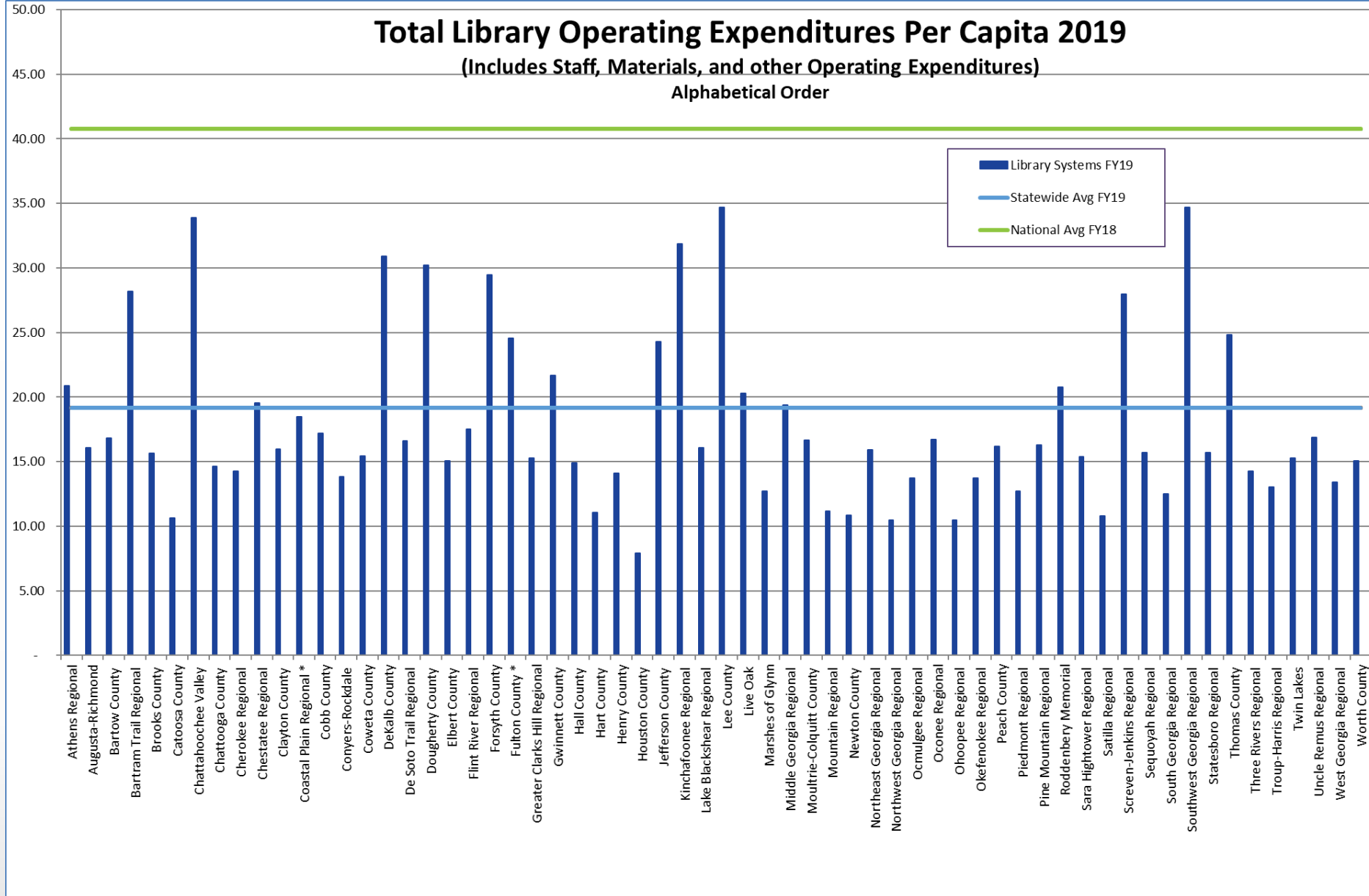
Descending Order



Total Library Operating Expenditures Per Capita 2019

(Includes Staff, Materials, and other Operating Expenditures)

Alphabetical Order



Total Library Operating Expenditures per Capita System Detail FY2017-19

(Includes Staff, Materials, and Other Operating Expenditures)

Library System	2017			2018			2019		
	All Operating Expenditures	Population	Per Capita	All Operating Expenditures	Population	Per Capita	All Operating Expenditures	Population	Per Capita
Athens Regional	\$4,309,698	228,317	18.88	\$4,631,351	230,417	20.10	\$4,853,025	232,589	20.87
Augusta-Richmond	\$3,198,001	205,246	15.58	\$3,244,699	206,057	15.75	\$3,325,583	206,620	16.10
Bartow County	\$1,824,083	105,603	17.27	\$1,863,218	106,686	17.46	\$1,809,890	107,725	16.80
Bartram Trail Regional	\$734,283	33,464	21.94	\$790,156	33,510	23.58	\$944,524	33,522	28.18
Brooks County	\$235,789	15,413	15.30	\$327,462	15,387	21.28	\$239,718	15,337	15.63
Catoosa County	\$787,308	67,733	11.62	\$748,447	68,338	10.95	\$731,205	68,911	10.61
Chattahoochee Valley	\$7,593,113	236,833	32.06	\$8,116,783	238,497	34.03	\$8,128,361	239,915	33.88
Chattanooga County	\$404,607	25,204	16.05	\$370,776	25,220	14.70	\$368,442	25,222	14.61
Cherokee Regional	\$1,047,364	85,839	12.20	\$1,199,263	86,122	13.93	\$1,229,234	86,315	14.24
Chestatee Regional	\$1,042,291	56,899	18.32	\$1,088,032	57,723	18.85	\$1,144,299	58,557	19.54
Clayton County	\$7,247,360	275,079	26.35	\$4,274,962	277,793	15.39	\$4,478,323	280,140	15.99
Coastal Plain Regional *	\$1,697,393	95,314	17.81	\$1,812,350	95,652	18.95	\$2,102,664	113,957	18.45
Cobb County	\$11,774,752	754,461	15.61	\$13,242,092	763,778	17.34	\$13,291,982	772,544	17.21
Conyers-Rockdale	\$1,263,790	91,679	13.78	\$1,502,371	92,869	16.18	\$1,299,326	94,077	13.81
Coweta County	\$2,444,588	144,098	16.96	\$2,435,164	146,828	16.59	\$2,308,491	149,702	15.42
DeKalb County	\$18,976,868	739,002	25.68	\$21,268,647	745,417	28.53	\$23,179,421	750,778	30.87
De Soto Trail Regional	\$650,179	36,690	17.72	\$579,245	36,630	15.81	\$606,970	36,541	16.61
Dougherty County	\$2,751,030	93,315	29.48	\$3,032,698	93,401	32.47	\$2,823,355	93,393	30.23
Elbert County	\$278,911	19,474	14.32	\$284,157	19,443	14.61	\$292,244	19,393	15.07
Fitzgerald-Ben Hill County	\$425,220	17,868	23.80	\$380,453	17,956	21.19			
Flint River Regional	\$4,740,798	266,576	17.78	\$4,623,297	268,647	17.21	\$4,736,553	270,709	17.50
Forsyth County	\$6,117,604	222,640	27.48	\$6,559,795	229,449	28.59	\$6,990,213	237,439	29.44
Fulton County *	\$27,082,590	1,052,908	25.72	\$27,887,419	1,070,062	26.06	\$26,680,156	1,087,425	24.54
Greater Clarks Hill Regional	\$2,587,930	185,410	13.96	\$2,642,708	188,851	13.99	\$2,944,745	192,599	15.29
Gwinnett County	\$19,434,951	930,553	20.89	\$18,921,153	948,365	19.95	\$20,948,682	966,881	21.67
Hall County	\$2,825,474	200,560	14.09	\$2,946,024	203,764	14.46	\$3,086,763	207,116	14.90
Hart County	\$308,240	25,809	11.94	\$298,926	25,900	11.54	\$286,774	25,967	11.04
Henry County	\$2,887,144	228,179	12.65	\$3,075,892	232,442	13.23	\$3,341,544	237,005	14.10
Houston County	\$1,459,506	156,768	9.31	\$1,364,254	159,046	8.58	\$1,273,296	161,245	7.90
Jefferson County	\$397,969	16,251	24.49	\$469,839	16,234	28.94	\$394,055	16,212	24.31
Kinchafoonee Regional	\$853,568	30,161	28.30	\$829,273	29,983	27.66	\$949,577	29,784	31.88
Lake Blackshear Regional	\$1,175,793	73,833	15.93	\$1,101,868	73,768	14.94	\$1,183,584	73,643	16.07
Lee County	\$1,026,708	31,155	32.95	\$966,196	31,676	30.50	\$1,117,459	32,226	34.68
Live Oak	\$9,771,102	419,173	23.31	\$8,775,466	424,710	20.66	\$8,716,303	429,993	20.27
Marshes of Glynn	\$1,041,489	85,202	12.22	\$1,062,237	86,126	12.33	\$1,107,846	87,023	12.73
Middle Georgia Regional	\$4,182,468	229,977	18.19	\$4,649,150	230,542	20.17	\$4,470,196	230,861	19.36
Moultrie-Colquitt County	\$751,773	48,195	15.60	\$709,511	48,675	14.58	\$817,359	49,120	16.64
Mountain Regional	\$1,131,812	57,399	19.72	\$1,144,138	57,725	19.82	\$648,309	58,034	11.17
Newton County	\$1,319,203	110,493	11.94	\$1,213,133	112,505	10.78	\$1,243,941	114,680	10.85
Northeast Georgia Regional	\$1,897,013	116,091	16.34	\$1,909,492	116,860	16.34	\$1,874,423	117,638	15.93
Northwest Georgia Regional	\$1,763,747	203,860	8.65	\$1,897,282	205,333	9.24	\$2,161,079	206,617	10.46
Ocmulgee Regional	\$1,068,730	79,044	13.52	\$1,071,056	79,057	13.55	\$1,086,285	79,035	13.74
Oconee Regional	\$1,472,159	89,431	16.46	\$1,467,055	89,725	16.35	\$1,502,580	89,970	16.70
Ohoopsee Regional	\$753,250	78,863	9.55	\$808,976	79,373	10.19	\$834,564	79,829	10.45
Okefenokee Regional	\$1,076,485	93,448	11.52	\$1,178,062	94,036	12.53	\$1,298,460	94,603	13.73
Peach County	\$464,711	27,413	16.95	\$435,787	27,513	15.84	\$446,622	27,562	16.20
Piedmont Regional	\$2,249,550	164,982	13.64	\$1,954,910	168,500	11.60	\$2,187,364	172,304	12.69
Pine Mountain Regional	\$1,316,887	62,378	21.11	\$984,295	62,293	15.80	\$1,101,535	62,140	16.26
Roddenberry Memorial	\$576,265	26,110	22.07	\$590,569	26,318	22.44	\$549,816	26,509	20.74
Sara Hightower Regional	\$2,139,200	139,835	15.30	\$2,033,419	140,543	14.47	\$2,172,615	141,132	15.39
Satilla Regional	\$602,622	52,984	11.37	\$657,367	53,352	12.32	\$579,007	53,699	10.78
Screeven-Jenkins Regional	\$621,661	23,609	26.33	\$605,312	23,634	25.61	\$660,595	23,633	27.95
Sequoyah Regional	\$4,113,766	307,437	13.38	\$4,248,960	313,479	13.55	\$5,023,497	320,017	15.70
South Georgia Regional	\$1,707,013	134,269	12.71	\$1,396,217	135,991	10.27	\$1,718,825	137,666	12.49
Southwest Georgia Regional	\$1,142,077	42,653	26.78	\$1,300,379	42,757	30.41	\$1,484,831	42,818	34.68
Statesboro Regional	\$2,584,516	158,190	16.34	\$2,515,306	160,486	15.67	\$2,555,429	162,951	15.68
Thomas County	\$1,195,397	46,166	25.89	\$1,270,060	46,490	27.32	\$1,161,172	46,779	24.82
Three Rivers Regional	\$2,106,597	149,121	14.13	\$2,214,717	150,468	14.72	\$2,161,439	151,750	14.24
Troup-Harris Regional	\$1,319,766	106,324	12.41	\$1,424,969	107,476	13.26	\$1,419,075	108,684	13.06
Twin Lakes	\$855,994	46,875	18.26	\$681,011	47,084	14.46	\$721,907	47,285	15.27
Uncle Remus Regional	\$3,012,849	171,443	17.57	\$3,031,771	173,377	17.49	\$2,963,720	175,404	16.90
West Georgia Regional	\$5,664,793	467,577	12.12	\$6,050,707	475,537	12.72	\$6,480,966	483,794	13.40
Worth County	\$322,757	21,181	15.24	\$348,723	21,153	16.49	\$317,556	21,104	15.05
Statewide	\$197,810,557.86	10,508,057	18.82	\$200,509,007.00	10,637,029	18.85	\$206,466,774	10,766,121	19.18

ABOUT GEORGIA PUBLIC LIBRARY SERVICE

Georgia Public Library Service empowers libraries to improve the lives of all Georgians.

We provide scalable library technology and services; staff training, consulting, and best practices; grant administration and more to create equity in library experience for patrons, no matter where they live.

Georgia Public Library Service is the state library administrative agency and a unit of the Board of Regents, University System of Georgia.



Key Services of GPLS for Public Libraries

- Represent and advocate for public libraries at the state and national levels
- Administer state and federal grants
- Administer the capital construction and MRR grant programs
- Provide consulting services through phone and email correspondence and on-site and virtual visits
- Provide training for library staff and trustees
- Promote and facilitate resource sharing and strategic partnerships
- Coordinate statewide programs that promote family literacy for children and parents
- Coordinate statewide library statistics
- Provide funding, support, and management of broadband networks statewide
- Provide centralized support and hosting for cloud computing for public access computers
- Provide web-hosting and email hosting
- Administer and support PINES -- The **P**ublic **I**nformation **N**etwork for **E**lectronic **S**ervices, the Georgia public library automation and lending network
- Provide Help Desk support for PINES and technology needs, available via online access and toll-free phone number
- Provide access to GALILEO, both on-site at all libraries and at home for validated patrons
- Administer GLASS, which provides library services and accessible technology for readers whose physical abilities require the use of books and magazines in audio or braille formats
- Support HomePLACE which encourages digitizing primary source collections
- Provide a professional materials collection (suspended during move of this collection)

Expenditures and Staffing of GPLS

- In Fiscal Year 2019, total state funding for Georgia Public Library Service was approximately \$39.4 million, almost 79% of which was distributed directly to public libraries under the state grants program.
- Georgia Public Library Service used 10% of its state budget to fund and coordinate the statewide initiatives of PINES, GLASS, and internet services while 10% was spent on Resource Sharing (GALILEO) and agency operations, including GPLS staff.
- In Fiscal Year 2019, GPLS also administered the IMLS-LSTA State Programs grant expenditures which totaled over \$4.4 million. Funds pay for statewide initiatives such as PINES, GLASS, GALILEO, Georgia HomePLACE, Summer Reading Program, specific grants such as PRIMETIME for early literacy, and agency operations including professional consulting.
- At the end of FY2019, a total of 54 positions were allocated for the Georgia Public Library Service. Only 52 positions were filled, by 48.125 FTEs.
 - GLASS – 17.5 FTE
 - PINES, IT, and E-rate – 15 FTE
 - Library Development – 5.625 FTE
 - Administration and Internal Operations – 10 FTE

GPLS -- FY2019 Benchmarks and Milestones

PINES

- Continued to facilitate resource sharing, with intraPINES loans of 759,323
- Circulated 15,774,409 items in FY19
- Over 1.94 million PINES library cards in use during FY19, with 153,147 new cards issued
- Extended and continued to maintain the PINES integrated library computer system in 53 public library systems and served patrons in all 159 Georgia counties
- Contracted with a courier(book delivery) service among all public library system central facilities and University System of Georgia (USG) academic libraries, making the collections of these libraries truly a statewide resource.
- Participated in the wider Evergreen community by continuing cooperative software development efforts
- Provided quarterly scheduled training and customized on-demand sessions for the PINES member library systems

General Public Library Support

- Continued to work with libraries and local funding agencies to maintain excellence in services
- Provided continuing support to Friends of Georgia Libraries
- Continued to provide training for library staff and trustees through both instructor-led training on demand and through scholarships to training offered by outside vendors; initiated virtual training during the pandemic
- Provided local strategic planning assistance to public library systems
- Continued to administer and utilize funds provided by the federal Library Services and Technology Act toward the improvement and enhancement of library services in Georgia
- Continued to coordinate, gather, and publish public library statistics for information, decision-making, and advocacy

Planning and Construction

- Consulted with public library stakeholders in the development and implementation of public library design standards
- Continued to work with the Georgia State Financing and Investment Commission in funding for construction and with public libraries in implementation of capital outlay programs
- Coordinated Georgia's public library planning and construction program, a match program assisting in new library construction as well as renovations and additions
- Completed 77 state-funded projects since 2005 with 22 projects in the planning process awaiting awards
- Total grant funding between FY05 and FY219 has been over \$117 million

Youth Services

- In FY2019, helped public libraries strengthen local partnerships with agencies, institutions, businesses, and groups by coordinating LSTA-funded PRIME TIME Family Reading Time® programs at 18 sites in 15 library systems (Chattooga County Library, Chattahoochee Valley Libraries, Cherokee Regional Library System, Coastal Plain Regional Library, Cobb County Public Library System, DeKalb County Public Library, Forsyth County Public Library, Marshes of Glynn Libraries, Middle Georgia Regional Library System, Piedmont Regional Library, Roddenbery Memorial Library System, Southwest Georgia Regional Library System, Three Rivers Regional Library System, Twin Lakes Library System, West Georgia Regional Library)
- 3,138 children and caregivers attended these PRIME TIME programs in FY2019
- In FY19, Georgia's statewide Summer Reading Program enjoyed children's program attendance of 630,210
- Partnered with other agencies, such as Georgia Department of Education, Georgia Humanities, Voices for Georgia's Children, Bright From the Start: Georgia Department of Early Care and Learning, Get Georgia Reading: Campaign for Grade Level Reading, and the Sandra Dunagan Deal Center for Early Language and Literacy, to help strengthen Georgia libraries' youth services programs

GPLS -- FY2019 Benchmarks and Milestones

GLASS

- Provided library services for the blind and others whose physical abilities require the use of books and magazines in audio format or in braille through Georgia Libraries for Accessible Statewide Services (GLASS), a network of libraries and a central distribution center
- GLASS provided materials to 16,121 registered users across Georgia in FY19
- GLASS circulated (mailed) 285,696 items to eligible enrolled readers in Georgia
- GLASS provided access to digital titles that were downloaded 118,813 times in FY19
- GLASS partnered with the NLS affiliate, Multistate Center East, to fill 28,018 requests for NLS titles not available in the GLASS collection
- Promoted emphasis on outreach and patron services at the local level
- Continued to assist readers with the transition from audio cassette to a digital book and magazine collection
- Recorded books by Georgia authors to be added to the BARD digital download catalog
- Continued a partnership with PINES libraries to enhance service delivery for GLASS patrons
- Continued a partnership with Benetech to provide access to Bookshare, a digital collection of 700,000 titles in accessible formats, lending 11,494 digital files
- Planned and hosted the Georgia Accessibility Conference for Georgia's public libraries to learn and discuss best practices in providing inclusive and accessible library services

Information Technology

- Provided a broadband network managed service layer on behalf of Georgia libraries. Ensured a minimum broadband speed and \$5,165,465 million in Category 1 federal funding through E-Rate application support, including management, contract negotiation, and fiscal and billing reconciliation.
- Hosted and supported over 2,658 cloud-based public access computers across 44 library systems in Georgia.
- Provided hosting and maintenance for GPLS, GDC, and GLASS Atlanta for GSuite, a cloud-based productivity suite with unlimited, fully networked and secure data-file storage.
- In the process of migrating the majority of Georgia's public library systems to GSuite which will result in over 2000 staff accounts across the state. 54 domains and 1775 accounts have been migrated. 412 mailing lists have been migrated or created.
- In the form of workshops, presentations and individual talks, provided outreach featuring technology-related services and programming in order to raise awareness of technology trends and adoptions in public libraries.
- Managed \$2.19 million in state bond funding for technology improvement and upgrades in Georgia public libraries. Assessed technology needs of the libraries and worked with vendors to secure bulk discounts. Processed technology procurement plans and reimbursement packets for payment.
- GPLS launched a new program called Library Initiatives for Funding Technology (LIFT) that supports Georgia public libraries with the planning and management of library technology grants. 7 library systems received application support as part of a pilot program. As a result, the Cherokee Regional Library System was awarded an IMLS Accelerating Promising Practices Grant for \$39,992.00.
- Circulated 7 Technology Loaner Kits, consisting of over 27 pieces of hardware, allowing staff and patron access to emerging and innovative technologies, including virtual reality and 3D printing.
- Content creation and management for clearinghouse of current IT trends and practices: galibtech.georgialibraries.org. Training and reference materials for G Suite managed at this site: gsuite.georgialibraries.org

GPLS -- FY2019 Benchmarks and Milestones

Communications

- Library News is our agency's flagship publication and our primary vehicle for keeping legislators, county commissioners, municipal leaders, library patrons, trustees, staff and other stakeholders informed of the social, economic and civic impacts that public libraries and their programs have across the state and in their respective communities. There are 5,000 print copy subscribers. Our email marketing continues to grow, with more than 3,000 active subscribers who receive monthly marketing messages, including our Library News magazine. Our average email open rate is 34.5% and average click rate is 23.2%.
- We increased Facebook likes from 2,900 to 3,500 in the past fiscal year, but more importantly, engagement has increase as measured by total reach of our posts. By targeted marketing on Facebook, we have been able to reach audiences beyond those who "like" our page.
- We averaged 22,000 Twitter impressions per month with spikes up to 37,000 a month during key marketing campaigns.
- Local media also picks up our Library News feature stories, and we had more than 200 local news stories this year.
- We offered two rounds of marketing grants this year, with 10 libraries applying for the first round and 16 for the second round.

Continuing Education and Training

- Hosted a free four-part interactive Leadership Development Training for 30 participants. This training focused on four points: 1) developing leadership accountability, 2) coaching in the workplace, 3) change management, and 4) addressing challenges associated with leadership.
- Awarded over \$1,250 in reimbursement scholarships to support the continuing education of librarians and library staff across the state to help defray costs of attending onsite/online conferences, workshops, and institutes
- Library staff completed at total of 883 training hours
- Collaborated with other state library agencies to provide Georgia libraries with monthly, comprehensive listings of free webinars covering a range of industry-related competencies and subject areas
- Promoted flexible training and continuing education programs in individual library systems by providing public libraries free access to online conferencing platform WebEx

Resource Sharing

- Administered the reciprocal borrowing and lending activity of more than 200 GOLD multitype member libraries resulting in lending 130,045 items and borrowing 113,539 through interlibrary loans during FY19.
- Purchased group access to OCLC Services for all public libraries, including a group catalog, that allows patrons access to resources beyond their library's holdings
- Paid GALILEO resource fees for all 62 public library systems to provide patron access to the statewide virtual library
- Expanded GALILEO resources for public libraries to include History Reference Center
- Purchased group access to the RDA Toolkit for all public libraries
- Provided a vendor-neutral e-book platform for interested libraries

GPLS -- FY2019 Benchmarks and Milestones

HomePLACE

- In FY19, HomePLACE, a collaboration with the Digital Library of Georgia (DLG), an initiative of GALILEO, funded nearly 84,000 new and converted digitized items and associated metadata records to the DLG, including 82,625 newspaper pages.
- In an FY19 survey of Georgia public libraries that compared local digitization activities to national data gathered by OCLC, Georgia's public libraries slightly outpaced the national average for digitization readiness and completion. In that same survey, libraries reported newspapers, oral histories, and city directories were top digitization priorities.
- In FY19, DLG portals containing Georgia public library primary source content had over 3.1 million total page views, while newspaper portals containing content digitized by HomePLACE had over 4.8 million page views. The item with the most page views in the DLG in FY19 was a nurses' record book from Central State Hospital, owned by the Twin Lakes Library System and digitized through a partnership with Georgia HomePLACE. The second and third most-viewed items were also a HomePLACE-digitized projects.
- Public libraries continued to benefit from the DLG's hub relationship with the Digital Public Library of America (DPLA), with two public library collections in the top-ten most-accessed list of Georgia content in DPLA. Georgia has over 626,000 items represented in the DPLA.

Strategic Partnerships

- GPLS partners with a number of state and private organizations to provide an additional layer of support and opportunities for library communities and build awareness for the state's public libraries. Since 2015, partnership programs have educated and entertained thousands of Georgia residents saving more than \$18 million in direct expenditures and providing hundreds of hours of free programming
- During FY2019, GPLS continued providing activities and programming with many previous partners and added the Berman Museum, Chattahoochee Nature Center, Georgia Sports Hall of Fame, Fox Theatre Institute, Museum of Arts and Sciences in Macon, and the Tubman Museum to the list of partner organizations.

E-rate

- Annually, GPLS funds the internet matching portion cost for all GPLS systems, yielding a net zero cost for internet to each library system.
- In 2019, the GA E-rate Team assisted GPLS library systems in applying for over \$4.6 million in E-rate support. Of that, more than \$267,000 was used to support internal connections/infrastructure projects.
- GA E-rate team has ensured completion of the various filing components for annual E-rate processes. The deadlines for submissions/filings are not daily but they are federally mandated and non-negotiable with staged deadlines for each filing type published in advance of the filing season. The E-rate team maintains a 100% success rate for all participating GPLS systems.

Data Sources

Georgia Public Library Service (GPLS) produced this picture of the 62 public library systems in Georgia using statistical data from a variety of sources, primarily:

- Annual Reports submitted to GPLS from the public library systems for Fiscal Years 2000-2019
- The Institute of Museum and Library Services (IMLS) report, Public Libraries in the United States: Fiscal Year 2018
- Records of projects initiated and completed by GPLS staff.

NOTE: Fiscal Year 2019 data in this report was subject to IMLS review in 2020 during the Public Libraries Survey collection process.

Connect with us!



The views, findings, conclusions or recommendations expressed in this document do not necessarily represent those of the Institute of Museum and Library Services.

