

Fiscal Year 2017



A CURRENT LOOK AT GEORGIA'S PUBLIC LIBRARIES AND GPLS

www.georgialibraries.org

March 2018

Contents

Fiscal Year 2017

| Topics | Page |
|---|---------|
| ● Introduction from State Librarian | 3 |
| ● Georgia Library Laws | 4 |
| ● The Value of Public Library Services | 5 |
| ● State Funding for Georgia Public Libraries | 6 - 9 |
| ● Local Funding for Georgia Public Libraries | 10 – 12 |
| ● Local and State Funding Ratios | 13 – 14 |
| ● State and Local Funding for Library Facilities | 15 – 16 |
| ● Library Cards and Circulation | 17 – 21 |
| ● Resource Sharing – Interlibrary Loans and Courier Service | 22 – 23 |
| ● Public Access Computers in Georgia Public Libraries | 24 – 27 |
| ● Public Service Hours | 28 – 30 |
| ● Library Collections and Expenditures | 31 – 39 |
| ● Expenditures of Georgia Public Libraries | 40 – 44 |
| ● Key Services of GPLS for Georgia Public Libraries | 45 |
| ● GPLS Expenditures and Staffing | 46 |
| ● GPLS Recent Benchmarks and Milestones | 47 – 50 |
| ● GPLS History | 51 |
| ● Data Sources | 52 |

www.georgialibraries.org

Georgia's 63 Public Library Systems



Effective FY 2015, Burke County joined the Greater Clarks Hill Regional Library System and the East Central Georgia Regional Library System was renamed the Augusta-Richmond Public Library System



March 7, 2018

The 2017 edition of "A Current Look at Georgia's Public Libraries and GPLS" is now available, offering a detailed examination of the statistical data that describes the operations, funding and usage of the over 400 public library facilities throughout our state. This report highlights the value of each of these libraries and the services and programs they offer in every county in Georgia through the 63 Georgia public library systems.

This report offers statistical data and analysis of Fiscal Year 2017, which began July 1, 2016 and ended June 30, 2017. Each of the 63 public library systems submits an annual report to GPLS; these annual reports provide the data utilized in the preparation of "A Current Look." Our aggregate data will be submitted, as required, to the federal Institute for Museum and Library Services (IMLS) in spring 2018 for inclusion in the national Public Libraries Survey, which provides a national view of public library facilities, services, and funding. Therefore, this data is still subject to IMLS review in 2018.

"A Current Look" provides timely, detailed data in ways that we hope are useful to those who fund, support and use public libraries in Georgia. In FY2017, the state provided a 25 cent per capita materials grant to public libraries. A result of the grant, which provided new materials throughout the state, is an increase in circulation of popular, high demand electronic materials; the E-book collection statewide increased by 6% with a resulting circulation increase of 10% and downloadable audiovisual circulation increased over 28%. Georgia libraries are essential and valuable to every community, and we see this in the almost 29 million in-person visits to libraries during the year, 70 million library website visits, and the 17% increase in attendance at library programs. This year, 41% of Georgians own library cards! Despite ranking #48 in total per capita funding nationally, Georgia's libraries were able to increase overall public service hours in the state for the third year in a row, and continue to offer an impressive array of programs and services that support economic and workforce development, innovation, discovery, entrepreneurship, and education at all levels.

To the community leaders, trustees, administrators and funders at the state and local level, whose support makes the services we deliver to every community possible: we appreciate you. You make a difference for Georgia's libraries and Georgia's libraries make a difference for the citizens of Georgia.

This year's report, and previous editions of "A Current Look", may be accessed on our website at <http://www.georgialibraries.org/lib/statistics/>.

Julie Walker, Assistant Vice Chancellor & State Librarian
 Georgia Public Library Service
 A Unit of the University System of Georgia

1800 Century Place, Suite 150
 Atlanta, GA 30345-4304
 404.235.7200 Fax 404.235.7201
www.georgialibraries.org
 A Unit of the University System of Georgia

Georgia Library Laws

- By statutory authority, Georgia Public Library Service, as a unit of the Board of Regents of the University System of Georgia, gives aid, counsel and advice to all libraries in Georgia and works in a limited supervisory capacity with the 63 public library systems.
- **OCGA § 20-5-2 (a)** states that the agency "... shall give aid, advice and counsel to all libraries" and "shall exercise supervision over all public libraries and endeavor to improve libraries already established."
- **OCGA § 20-2-305 (a)** states that the agency "... shall annually determine and request of the General Assembly the amount of funds needed for county and regional public libraries" and that "Public Library funds shall be apportioned to county and regional public libraries in proportion to the area and population to be served by such libraries . . ."
- Public library systems in Georgia are either single-county or multiple-county, based on the individual participating agreements. There are currently 34 multiple-county (regional) public library systems and 29 single-county public library systems. **OCGA § 20-5-41** places authority of single-county library systems with the county board of trustees and places authority of multiple-county library systems with the regional board of trustees.
- While GPLS strongly supports efficiency and economy in the operation of public library systems, it realizes that local preferences, history and political realities drive the decisions of how public libraries are configured and aligned. It is the role of GPLS to advocate for strong, fiscally sound and viable public libraries.
- Georgia statutes related to public libraries may be found at www.georgialibraries.org/lib/library_laws/

The Value of Public Library Services

- If a **family of four** together borrows two books and two DVDs each month, attends one program per quarter and annually takes advantage of the museum and attraction passes available at every public library in the state, that family would **save more than \$1,743 every year** over the cost of buying those materials and tickets individually. *In addition, there is the value of public-access Internet, job skills training, homework help, and dozens of other services that Georgia libraries routinely provide free of charge!*
- **2 books per month for a year**
 - The average book costs \$26.00.
 - This saved the family of four a total of **\$624**.
- **2 DVDs per month for a year**
 - The average price of a new DVD is \$29.99
 - This saved the family of four a total of **\$720**.
- **1 library program per quarter**
 - The average cost of a movie ticket is \$8.97.
 - This saved the family of four a total of **\$144**.
- **1 time per year using the museum and attraction passes at Zoo Atlanta, Go Fish, the Carlos Museum, the Center for Puppetry Arts, the Atlanta Hawks, the Atlanta Braves, and the State Park Pass**
 - This saved the family of four a total of **\$255**.

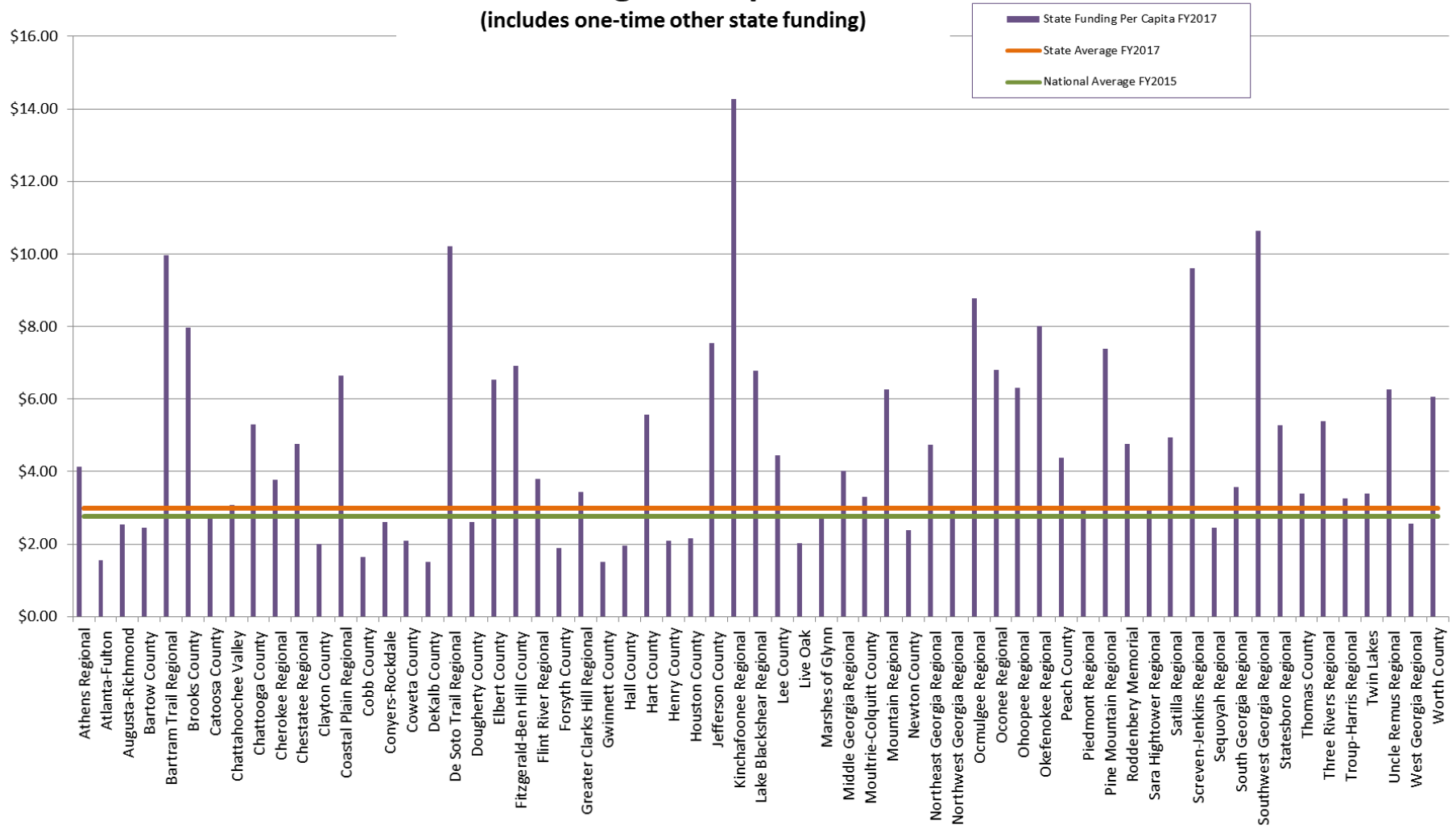
The value of public library services is almost **\$1750 for just these services!**

State Funding for Georgia Public Libraries

- By state law OCGA § 20-5-3, state funding is apportioned by formula to the library systems on the basis of population and geography (http://www.georgialibraries.org/lib/library_laws/OCGA - 20-5-3.pdf).
- State funding is provided for professional salaries, library materials, operational support, libraries for the blind and physically handicapped, and, by grant award, for capital improvement.
- Georgia is the only state that provides grants that are specifically designated for the salaries of professional librarians, thus ensuring that each system is administered and led by licensed librarians.
- In FY2015, Georgia ranked 13th in the nation in terms of state funding per capita for public libraries, at \$2.53 while the national average was \$2.77.
- Even with the significant funding provided by the state, in FY2015, Georgia ranked 48th in the nation in terms of **total** per capita funding of public libraries at \$18.35. The national average for **total** per capita funding was \$39.04. Note: FY2015 is the most recent year for which IMLS has published national data tables.
- In FY2017, Georgia's per capita state funding was \$2.99. This is an increase over the previous year due to a State Materials Grant of \$2,668,221 which was 25 cents per capita. This was the first designated materials allocation in almost a decade.

State Funding Per Capita FY2017

(includes one-time other state funding)



Sources: Annual Reports of Georgia's public library systems for Fiscal Year 2017 and the Institute of Museum and Library Services (IMLS) Public Libraries Survey for Fiscal Year 2015

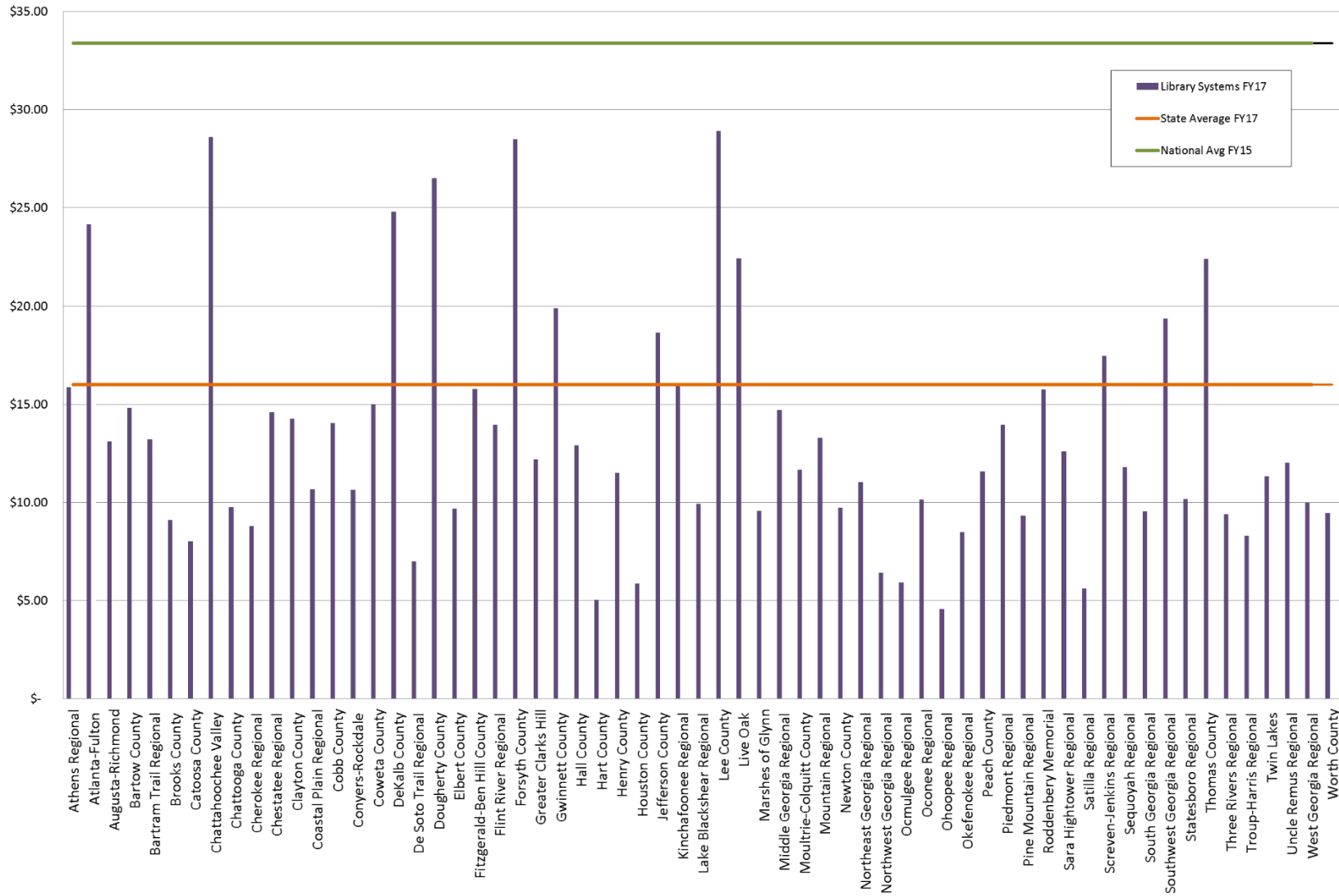
| State Per Capita Funding for Georgia Public Libraries - FY2015 - 2017 | | | | | | | | | |
|---|-------------------|-------------------------|----------------|-------------------|-------------------------|----------------|-------------------|-------------------------|----------------|
| Library System | 2015 | | | 2016 | | | 2017 | | |
| | Population | Total State Funding | Per Capita | Population | Total State Funding | Per Capita | Population | Total State Funding | Per Capita |
| Athens Regional | 224,115 | \$ 926,910.30 | \$ 4.14 | 226,216 | \$ 832,152.75 | \$ 3.68 | 228,317 | \$946,125.97 | \$ 4.14 |
| Atlanta-Fulton | 1,018,601 | \$ 1,319,351.00 | \$ 1.30 | 1,035,754 | \$ 1,316,325.00 | \$ 1.27 | 1,052,908 | \$1,639,230.00 | \$ 1.56 |
| Augusta-Richmond | 203,625 | \$ 480,617.00 | \$ 2.36 | 204,435 | \$ 422,345.40 | \$ 2.07 | 205,246 | \$521,322.88 | \$ 2.54 |
| Bartow County | 103,438 | \$ 305,738.70 | \$ 2.96 | 104,521 | \$ 218,083.91 | \$ 2.09 | 105,603 | \$259,272.31 | \$ 2.46 |
| Bartram Trail Regional | 33,371 | \$ 300,348.28 | \$ 9.00 | 33,417 | \$ 320,246.92 | \$ 9.58 | 33,464 | \$333,614.50 | \$ 9.97 |
| Brooks County | 15,464 | \$ 154,776.92 | \$ 10.01 | 15,439 | \$ 123,237.00 | \$ 7.98 | 15,413 | \$122,802.65 | \$ 7.97 |
| Catoosa County | 66,522 | \$ 178,377.41 | \$ 2.68 | 67,127 | \$ 155,734.61 | \$ 2.32 | 67,733 | \$183,849.03 | \$ 2.71 |
| Chattahoochee Valley | 233,503 | \$ 646,510.08 | \$ 2.77 | 235,168 | \$ 672,185.87 | \$ 2.86 | 236,833 | \$726,793.00 | \$ 3.07 |
| Chattooga County | 25,171 | \$ 154,581.51 | \$ 6.14 | 25,187 | \$ 127,644.06 | \$ 5.07 | 25,204 | \$133,828.46 | \$ 5.31 |
| Cherokee Regional | 85,272 | \$ 317,339.18 | \$ 3.72 | 85,555 | \$ 293,077.30 | \$ 3.43 | 85,839 | \$324,714.80 | \$ 3.78 |
| Chestatee Regional | 55,252 | \$ 239,181.30 | \$ 4.33 | 56,075 | \$ 236,174.90 | \$ 4.21 | 56,899 | \$271,542.73 | \$ 4.77 |
| Clayton County | 269,649 | \$ 460,700.07 | \$ 1.71 | 272,364 | \$ 450,488.00 | \$ 1.65 | 275,079 | \$548,840.00 | \$ 2.00 |
| Coastal Plain Regional | 94,637 | \$ 519,019.49 | \$ 5.48 | 94,976 | \$ 569,030.05 | \$ 5.99 | 95,314 | \$634,174.89 | \$ 6.65 |
| Cobb County | 735,825 | \$ 1,113,451.90 | \$ 1.51 | 745,143 | \$ 984,212.70 | \$ 1.32 | 754,461 | \$1,236,599.79 | \$ 1.64 |
| Conyers-Rockdale | 89,299 | \$ 226,469.23 | \$ 2.54 | 90,489 | \$ 209,693.99 | \$ 2.32 | 91,679 | \$238,563.67 | \$ 2.60 |
| Coweta County | 138,639 | \$ 307,807.10 | \$ 2.22 | 141,369 | \$ 257,538.40 | \$ 1.82 | 144,098 | \$301,592.47 | \$ 2.09 |
| DeKalb County | 726,171 | \$ 1,170,845.91 | \$ 1.61 | 732,586 | \$ 943,084.22 | \$ 1.29 | 739,002 | \$1,115,656.00 | \$ 1.51 |
| De Soto Trail Regional | 36,809 | \$ 269,219.96 | \$ 7.31 | 36,749 | \$ 306,028.57 | \$ 8.33 | 36,690 | \$374,769.64 | \$ 10.21 |
| Dougherty County | 93,142 | \$ 244,341.58 | \$ 2.62 | 93,228 | \$ 205,432.81 | \$ 2.20 | 93,315 | \$243,829.98 | \$ 2.61 |
| Elbert County | 19,537 | \$ 150,577.75 | \$ 7.71 | 19,505 | \$ 115,268.63 | \$ 5.91 | 19,474 | \$127,220.36 | \$ 6.53 |
| Fitzgerald-Ben Hill County | 17,691 | \$ 125,557.98 | \$ 7.10 | 17,780 | \$ 112,633.85 | \$ 6.34 | 17,868 | \$123,707.75 | \$ 6.92 |
| Flint River Regional | 262,435 | \$ 906,128.13 | \$ 3.45 | 264,506 | \$ 935,991.35 | \$ 3.54 | 266,576 | \$1,010,406.66 | \$ 3.79 |
| Forsyth County | 209,023 | \$ 445,706.38 | \$ 2.13 | 215,831 | \$ 333,823.13 | \$ 1.55 | 222,640 | \$419,602.77 | \$ 1.88 |
| Greater Clarks Hill Regional | 178,529 | \$ 534,007.87 | \$ 2.99 | 181,970 | \$ 561,953.28 | \$ 3.09 | 185,410 | \$635,897.90 | \$ 3.43 |
| Gwinnett County | 894,928 | \$ 1,224,707.91 | \$ 1.37 | 912,741 | \$ 1,207,122.45 | \$ 1.32 | 930,553 | \$1,405,230.00 | \$ 1.51 |
| Hall County | 194,153 | \$ 430,537.00 | \$ 2.22 | 197,356 | \$ 321,521.52 | \$ 1.63 | 200,560 | \$394,819.00 | \$ 1.97 |
| Hart County | 25,628 | \$ 158,098.87 | \$ 6.17 | 25,718 | \$ 119,483.00 | \$ 4.65 | 25,809 | \$143,673.88 | \$ 5.57 |
| Henry County | 219,654 | \$ 452,687.25 | \$ 2.06 | 223,916 | \$ 389,056.69 | \$ 1.74 | 228,179 | \$475,357.15 | \$ 2.08 |
| Houston County | 152,213 | \$ 328,891.43 | \$ 2.16 | 154,491 | \$ 281,139.17 | \$ 1.82 | 156,768 | \$336,983.87 | \$ 2.15 |
| Jefferson County | 16,286 | \$ 125,711.08 | \$ 7.72 | 16,268 | \$ 111,861.95 | \$ 6.88 | 16,251 | \$122,629.58 | \$ 7.55 |
| Kinchafoonee Regional | 30,517 | \$ 466,521.57 | \$ 15.29 | 30,339 | \$ 402,256.00 | \$ 13.26 | 30,161 | \$430,219.85 | \$ 14.26 |
| Lake Blackshear Regional | 73,963 | \$ 401,021.97 | \$ 5.42 | 73,898 | \$ 459,045.23 | \$ 6.21 | 73,833 | \$500,912.32 | \$ 6.78 |
| Lee County | 30,113 | \$ 161,242.98 | \$ 5.35 | 30,634 | \$ 123,474.66 | \$ 4.03 | 31,155 | \$138,833.71 | \$ 4.46 |
| Live Oak | 408,098 | \$ 848,534.00 | \$ 2.08 | 413,636 | \$ 775,029.00 | \$ 1.87 | 419,173 | \$849,144.92 | \$ 2.03 |
| Marshes of Glynn | 83,355 | \$ 110,627.00 | \$ 1.33 | 84,279 | \$ 211,470.34 | \$ 2.51 | 85,202 | \$229,828.96 | \$ 2.70 |
| Middle Georgia Regional | 228,846 | \$ 857,957.20 | \$ 3.75 | 229,412 | \$ 815,313.29 | \$ 3.55 | 229,977 | \$925,308.94 | \$ 4.02 |
| Moultrie-Colquitt County | 47,235 | \$ 156,807.53 | \$ 3.32 | 47,715 | \$ 355,949.28 | \$ 7.46 | 48,195 | \$159,641.26 | \$ 3.31 |
| Mountain Regional | 56,748 | \$ 332,058.01 | \$ 5.85 | 57,074 | \$ 323,973.00 | \$ 5.68 | 57,399 | \$359,278.00 | \$ 6.26 |
| Newton County | 106,470 | \$ 428,044.46 | \$ 4.02 | 108,481 | \$ 319,706.70 | \$ 2.95 | 110,493 | \$262,932.19 | \$ 2.38 |
| Northeast Georgia Regional | 114,553 | \$ 467,082.22 | \$ 4.08 | 115,322 | \$ 488,538.92 | \$ 4.24 | 116,091 | \$549,042.20 | \$ 4.73 |
| Northwest Georgia Regional | 200,915 | \$ 810,849.66 | \$ 4.04 | 202,387 | \$ 692,844.02 | \$ 3.42 | 203,860 | \$617,711.43 | \$ 3.03 |
| Ocmulgee Regional | 79,019 | \$ 519,476.68 | \$ 6.57 | 79,032 | \$ 640,688.72 | \$ 8.11 | 79,044 | \$693,988.44 | \$ 8.78 |
| Oconee Regional | 88,844 | \$ 493,099.31 | \$ 5.55 | 89,137 | \$ 569,543.61 | \$ 6.39 | 89,431 | \$607,550.27 | \$ 6.79 |
| Ooohopee Regional | 77,844 | \$ 309,360.68 | \$ 3.97 | 78,353 | \$ 461,474.90 | \$ 5.89 | 78,863 | \$497,052.15 | \$ 6.30 |
| Okfeenokee Regional | 92,273 | \$ 477,934.76 | \$ 5.18 | 92,861 | \$ 569,299.83 | \$ 6.13 | 93,448 | \$749,796.87 | \$ 8.02 |
| Peach County | 27,214 | \$ 158,908.16 | \$ 5.84 | 27,313 | \$ 123,225.66 | \$ 4.51 | 27,413 | \$120,316.00 | \$ 4.39 |
| Piedmont Regional | 157,947 | \$ 541,576.50 | \$ 3.43 | 161,465 | \$ 496,780.52 | \$ 3.08 | 164,982 | \$503,424.48 | \$ 3.05 |
| Pine Mountain Regional | 62,548 | \$ 406,611.57 | \$ 6.50 | 62,463 | \$ 417,624.92 | \$ 6.69 | 62,378 | \$460,651.58 | \$ 7.38 |
| Roddenbery Memorial | 25,694 | \$ 161,249.80 | \$ 6.28 | 25,902 | \$ 132,704.05 | \$ 5.12 | 26,110 | \$124,421.00 | \$ 4.77 |
| Sara Hightower Regional | 138,420 | \$ 453,885.74 | \$ 3.28 | 139,127 | \$ 431,507.32 | \$ 3.10 | 139,835 | \$410,922.07 | \$ 2.94 |
| Satilla Regional | 52,247 | \$ 227,277.52 | \$ 4.35 | 52,615 | \$ 256,908.84 | \$ 4.88 | 52,984 | \$261,598.28 | \$ 4.94 |
| Screven-Jenkins Regional | 23,559 | \$ 249,708.64 | \$ 10.60 | 23,584 | \$ 209,814.15 | \$ 8.90 | 23,609 | \$226,735.01 | \$ 9.60 |
| Sequoyah Regional | 295,353 | \$ 767,466.71 | \$ 2.60 | 301,395 | \$ 679,765.28 | \$ 2.26 | 307,437 | \$750,465.18 | \$ 2.44 |
| South Georgia Regional | 130,825 | \$ 378,109.35 | \$ 2.89 | 132,547 | \$ 427,068.25 | \$ 3.22 | 134,269 | \$479,207.22 | \$ 3.57 |
| Southwest Georgia Regional | 42,444 | \$ 451,758.51 | \$ 10.64 | 42,549 | \$ 515,202.51 | \$ 12.11 | 42,653 | \$454,063.41 | \$ 10.65 |
| Statesboro Regional | 153,599 | \$ 645,360.04 | \$ 4.20 | 155,895 | \$ 718,185.31 | \$ 4.61 | 158,190 | \$836,078.27 | \$ 5.29 |
| Thomas County | 45,517 | \$ 169,276.94 | \$ 3.72 | 45,842 | \$ 137,748.49 | \$ 3.00 | 46,166 | \$156,578.37 | \$ 3.39 |
| Three Rivers Regional | 146,426 | \$ 586,785.77 | \$ 4.01 | 147,773 | \$ 720,669.65 | \$ 4.88 | 149,121 | \$803,429.92 | \$ 5.39 |
| Troup-Harris Regional | 104,020 | \$ 365,219.54 | \$ 3.51 | 105,172 | \$ 301,549.70 | \$ 2.87 | 106,324 | \$347,153.10 | \$ 3.27 |
| Twin Lakes | 46,457 | \$ 152,165.58 | \$ 3.28 | 46,666 | \$ 142,967.12 | \$ 3.06 | 46,875 | \$158,581.28 | \$ 3.38 |
| Uncle Remus Regional | 167,575 | \$ 778,938.27 | \$ 4.65 | 169,509 | \$ 1,087,285.65 | \$ 6.41 | 171,443 | \$1,075,911.79 | \$ 6.28 |
| West Georgia Regional | 451,656 | \$ 1,129,705.57 | \$ 2.50 | 459,617 | \$ 1,313,844.54 | \$ 2.86 | 467,577 | \$1,196,656.52 | \$ 2.56 |
| Worth County | 21,236 | \$ 156,128.88 | \$ 7.35 | 21,208 | \$ 117,025.64 | \$ 5.52 | 21,181 | \$128,508.03 | \$ 6.07 |
| Georgia State Totals | 10,250,112 | \$ 28,838,949.69 | \$ 2.81 | 10,379,084 | \$ 28,571,056.58 | \$ 2.75 | 10,508,057 | \$ 31,418,594.71 | \$ 2.99 |

Local Funding for Georgia Public Libraries

- Local funding (including one-time funding but not capital funding) for Georgia's public libraries varied widely across the state in FY2017, from \$4.59 to \$28.92 per capita. In FY2016, local funding ranged from \$4.76 to \$29.31 per capita.
- The majority of the public library systems in Georgia (over 79%) received local funding that was below the statewide average of \$16.00.
- For FY2017, local funding for **all** 63 of Georgia's library systems was below the FY2015 national average of \$33.39.
- Georgia ranked 47th in the nation in local funding per capita for public libraries in FY2015.
- Four public library systems (De Soto Trail Regional Library, Hart County, Ocmulgee Regional Library System, and Ochoopee Regional Library) received more state funding than local funding.
- When looking at the amount of funding provided to all Georgia libraries by state and local sources, 16% came from the state while 84% came from local sources.

Sources: Annual Reports of Georgia's public library systems for Fiscal Years 2015-2017 and the Institute of Museum and Library Services (IMLS) Public Libraries Survey for Fiscal Year 2015

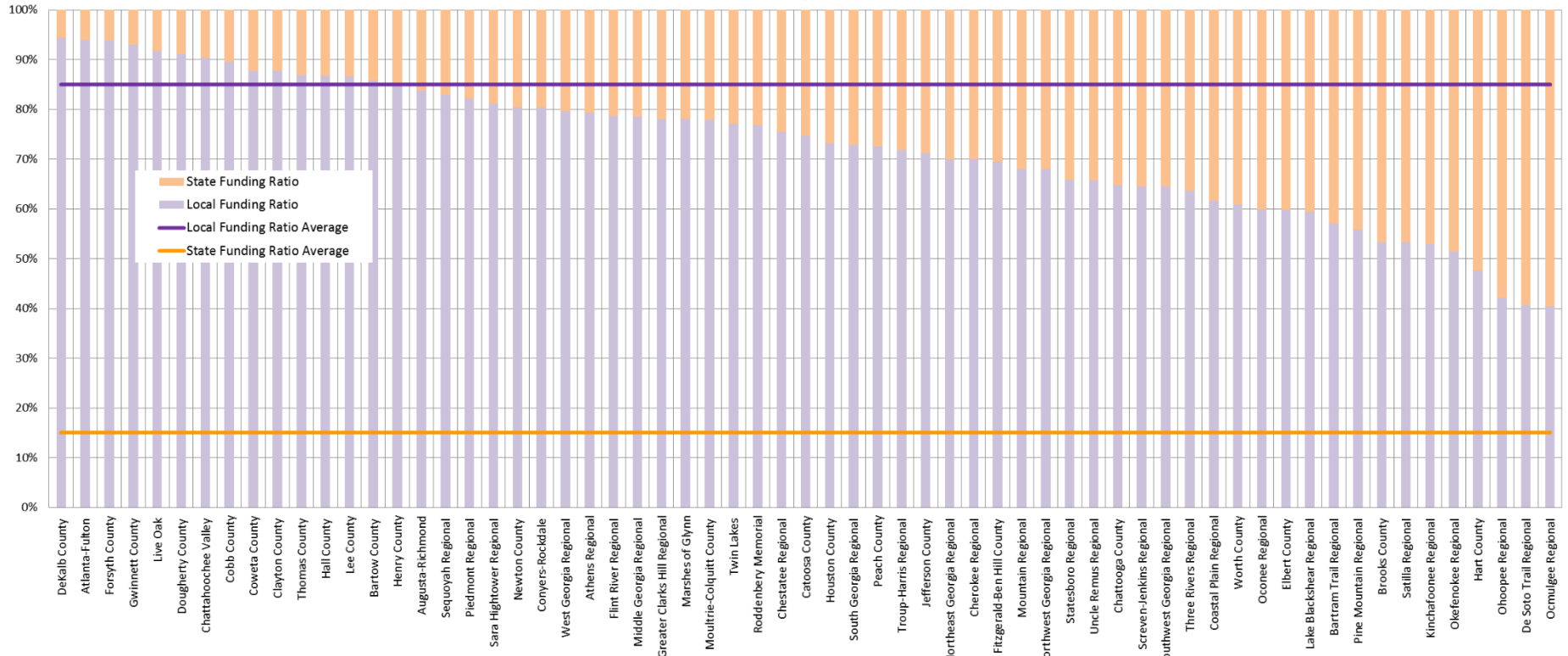
Local Funding Per Capita FY2017



| Local Funding Per Capita for Georgia Public Libraries - FY2015-2017 | | | | | | | | | |
|---|-------------------|-----------------------|-----------------|-------------------|-----------------------|-----------------|-------------------|-----------------------|-----------------|
| Library System | 2015 | | | 2016 | | | 2017 | | |
| | Population | Total Local Funding | Per Capita | Population | Total Local Funding | Per Capita | Population | Total Local Funding | Per Capita |
| Athens Regional | 224,115 | \$ 3,315,364 | \$ 14.79 | 226,216 | \$3,508,666 | \$ 15.51 | 228,317 | \$3,619,348 | \$ 15.85 |
| Atlanta-Fulton | 1,018,601 | 24,452,668 | 24.01 | 1,035,754 | 26,049,955 | 25.15 | 1,052,908 | 25,457,188 | 24.18 |
| Augusta-Richmond | 203,625 | 2,611,931 | 12.83 | 204,435 | 2,760,061 | 13.50 | 205,246 | 2,688,285 | 13.10 |
| Bartow County | 103,438 | 1,575,909 | 15.24 | 104,521 | 1,590,520 | 15.22 | 105,603 | 1,564,748 | 14.82 |
| Bartram Trail Regional | 33,371 | 424,768 | 12.73 | 33,417 | 441,687 | 13.22 | 33,464 | 442,495 | 13.22 |
| Brooks County | 15,464 | 151,429 | 9.79 | 15,439 | 136,702 | 8.85 | 15,413 | 140,344 | 9.11 |
| Catoosa County | 66,522 | 615,157 | 9.25 | 67,127 | 621,312 | 9.26 | 67,733 | 543,564 | 8.03 |
| Chattahoochee Valley | 233,503 | 6,896,566 | 29.54 | 235,168 | 6,867,207 | 29.20 | 236,833 | 6,775,313 | 28.61 |
| Chattooga County | 25,171 | 238,514 | 9.48 | 25,187 | 227,808 | 9.04 | 25,204 | 246,138 | 9.77 |
| Cherokee Regional | 85,272 | 644,291 | 7.56 | 85,555 | 748,720 | 8.75 | 85,839 | 755,293 | 8.80 |
| Chestatee Regional | 55,252 | 756,449 | 13.69 | 56,075 | 793,415 | 14.15 | 56,899 | 830,593 | 14.60 |
| Clayton County | 269,649 | 3,595,800 | 13.34 | 272,364 | 3,758,457 | 13.80 | 275,079 | 3,922,575 | 14.26 |
| Coastal Plain Regional | 94,637 | 1,011,599 | 10.69 | 94,976 | 1,003,394 | 10.56 | 95,314 | 1,016,803 | 10.67 |
| Cobb County | 735,825 | 10,657,416 | 14.48 | 745,143 | 10,348,019 | 13.89 | 754,461 | 10,591,938 | 14.04 |
| Conyers-Rockdale | 89,299 | 1,068,866 | 11.97 | 90,489 | 980,684 | 10.84 | 91,679 | 975,713 | 10.64 |
| Coweta County | 138,639 | 1,922,492 | 13.87 | 141,369 | 2,091,991 | 14.80 | 144,098 | 2,162,991 | 15.01 |
| DeKalb County | 726,171 | 14,960,047 | 20.60 | 732,586 | 16,696,008 | 22.79 | 739,002 | 18,330,672 | 24.80 |
| De Soto Trail Regional | 36,809 | 416,422 | 11.31 | 36,749 | 214,769 | 5.84 | 36,690 | 257,157 | 7.01 |
| Dougherty County | 93,142 | 2,335,310 | 25.07 | 93,228 | 2,411,312 | 25.86 | 93,315 | 2,474,921 | 26.52 |
| Elbert County | 19,537 | 175,906 | 9.00 | 19,505 | 193,554 | 9.92 | 19,474 | 188,671 | 9.69 |
| Fitzgerald-Ben Hill County | 17,691 | 277,736 | 15.70 | 17,780 | 279,209 | 15.70 | 17,868 | 281,975 | 15.78 |
| Flint River Regional | 262,435 | 3,400,083 | 12.96 | 264,506 | 3,565,485 | 13.48 | 266,576 | 3,718,797 | 13.95 |
| Forsyth County | 209,023 | 5,301,268 | 25.36 | 215,831 | 5,739,381 | 26.59 | 222,640 | 6,348,700 | 28.52 |
| Greater Clarks Hill Regional | 178,529 | 2,049,014 | 11.48 | 181,970 | 2,312,057 | 12.71 | 185,410 | 2,262,350 | 12.20 |
| Gwinnett County | 894,928 | 16,874,931 | 18.86 | 912,741 | 16,724,474 | 18.32 | 930,553 | 18,514,952 | 19.90 |
| Hall County | 194,153 | 2,140,529 | 11.02 | 197,356 | 2,410,039 | 12.21 | 200,560 | 2,587,016 | 12.90 |
| Hart County | 25,628 | 128,688 | 5.02 | 25,718 | 158,045 | 6.15 | 25,809 | 130,196 | 5.04 |
| Henry County | 219,654 | 1,949,516 | 8.88 | 223,916 | 2,508,194 | 11.20 | 228,179 | 2,624,983 | 11.50 |
| Houston County | 152,213 | 920,845 | 6.05 | 154,491 | 930,255 | 6.02 | 156,768 | 919,598 | 5.87 |
| Jefferson County | 16,286 | 294,165 | 18.06 | 16,268 | 286,883 | 17.63 | 16,251 | 303,156 | 18.65 |
| Kinchafoonee Regional | 30,517 | 458,547 | 15.03 | 30,339 | 428,109 | 14.11 | 30,161 | 483,609 | 16.03 |
| Lake Blackshear Regional | 73,963 | 867,642 | 11.73 | 73,898 | 682,902 | 9.24 | 73,833 | 733,721 | 9.94 |
| Lee County | 30,113 | 872,166 | 28.96 | 30,634 | 897,801 | 29.31 | 31,155 | 901,151 | 28.92 |
| Live Oak | 408,098 | 8,364,421 | 20.50 | 413,636 | 8,808,147 | 21.29 | 419,173 | 9,401,599 | 22.43 |
| Marshes of Glynn | 83,355 | 1,123,302 | 13.48 | 84,279 | 807,880 | 9.59 | 85,202 | 814,552 | 9.56 |
| Middle Georgia Regional | 228,846 | 3,493,543 | 15.27 | 229,412 | 3,272,528 | 14.26 | 229,977 | 3,382,811 | 14.71 |
| Moultrie-Colquitt County | 47,235 | 600,654 | 12.72 | 47,715 | 584,337 | 12.25 | 48,195 | 562,355 | 11.67 |
| Mountain Regional | 56,748 | 750,703 | 13.23 | 57,074 | 776,379 | 13.60 | 57,399 | 762,852 | 13.29 |
| Newton County | 106,470 | 1,100,857 | 10.34 | 108,481 | 1,860,579 | 17.15 | 110,493 | 1,075,970 | 9.74 |
| Northeast Georgia Regional | 114,553 | 1,236,652 | 10.80 | 115,322 | 1,252,930 | 10.86 | 116,091 | 1,281,983 | 11.04 |
| Northwest Georgia Regional | 200,915 | 1,063,195 | 5.29 | 202,387 | 1,407,176 | 6.95 | 203,860 | 1,307,746 | 6.41 |
| Ocmulgee Regional | 79,019 | 495,235 | 6.27 | 79,032 | 564,840 | 7.15 | 79,044 | 469,655 | 5.94 |
| Oconee Regional | 88,844 | 940,911 | 10.59 | 89,137 | 928,684 | 10.42 | 89,431 | 907,167 | 10.14 |
| Ohoopsee Regional | 77,844 | 448,525 | 5.76 | 78,353 | 372,627 | 4.76 | 78,863 | 361,899 | 4.59 |
| Okefenokee Regional | 92,273 | 663,441 | 7.19 | 92,861 | 635,156 | 6.84 | 93,448 | 792,901 | 8.48 |
| Peach County | 27,214 | 308,196 | 11.32 | 27,313 | 342,283 | 12.53 | 27,413 | 317,313 | 11.58 |
| Piedmont Regional | 157,947 | 2,201,858 | 13.94 | 161,465 | 2,103,811 | 13.03 | 164,982 | 2,304,499 | 13.97 |
| Pine Mountain Regional | 62,548 | 645,394 | 10.32 | 62,463 | 587,453 | 9.40 | 62,378 | 582,031 | 9.33 |
| Roddenbery Memorial | 25,694 | 399,676 | 15.56 | 25,902 | 405,101 | 15.64 | 26,110 | 411,314 | 15.75 |
| Sara Hightower Regional | 138,420 | 1,841,216 | 13.30 | 139,127 | 1,980,327 | 14.23 | 139,835 | 1,763,603 | 12.61 |
| Satilla Regional | 52,247 | 288,521 | 5.52 | 52,615 | 267,503 | 5.08 | 52,984 | 298,061 | 5.63 |
| Screven-Jenkins Regional | 23,559 | 439,427 | 18.65 | 23,584 | 399,747 | 16.95 | 23,609 | 412,380 | 17.47 |
| Sequoyah Regional | 295,353 | 3,110,326 | 10.53 | 301,395 | 3,296,477 | 10.94 | 307,437 | 3,626,858 | 11.80 |
| South Georgia Regional | 130,825 | 1,344,758 | 10.28 | 132,547 | 1,273,686 | 9.61 | 134,269 | 1,282,370 | 9.55 |
| Southwest Georgia Regional | 42,444 | 840,278 | 19.80 | 42,549 | 827,210 | 19.44 | 42,653 | 825,638 | 19.36 |
| Statesboro Regional | 153,599 | 1,594,638 | 10.38 | 155,895 | 1,675,751 | 10.75 | 158,190 | 1,608,830 | 10.17 |
| Thomas County | 45,517 | 1,033,070 | 22.70 | 45,842 | 1,081,652 | 23.60 | 46,166 | 1,034,707 | 22.41 |
| Three Rivers Regional | 146,426 | 1,360,666 | 9.29 | 147,773 | 1,470,501 | 9.95 | 149,121 | 1,403,479 | 9.41 |
| Troup-Harris Regional | 104,020 | 905,295 | 8.70 | 105,172 | 881,885 | 8.39 | 106,324 | 882,977 | 8.30 |
| Twin Lakes | 46,457 | 568,077 | 12.23 | 46,666 | 582,418 | 12.48 | 46,875 | 531,070 | 11.33 |
| Uncle Remus Regional | 167,575 | 2,067,566 | 12.34 | 169,509 | 2,318,945 | 13.68 | 171,443 | 2,064,237 | 12.04 |
| West Georgia Regional | 451,656 | 5,099,296 | 11.29 | 459,617 | 6,200,656 | 13.49 | 467,577 | 4,666,844 | 9.98 |
| Worth County | 21,236 | 202,384 | 9.53 | 21,208 | 192,117 | 9.06 | 21,181 | 200,214 | 9.45 |
| Georgia State Totals | 10,250,112 | \$ 157,894,114 | \$ 15.40 | 10,379,084 | \$ 165,525,858 | \$ 15.95 | 10,508,057 | \$ 168,132,872 | \$ 16.00 |

Sources: Annual Reports of Georgia's public library systems for Fiscal Years 2015- 2017 and the Institute of Museum and Library Services (IMLS) Public Libraries Survey for Fiscal Year 2015

Local and State Funding Ratios - FY2017



Sources: Annual Reports of Georgia's public library systems for Fiscal Year 2017

| Local and State Governmental Funding Ratios for Georgia Public Libraries - FY2017 | | | | | | |
|--|----------------------------|----------------|----------------------------|----------------|------------------------------|---------------|
| Library System | Total Local Funding | % Local | Total State Funding | % State | Local + State Funding | % Sum |
| Athens Regional | \$3,619,348 | 79.3% | \$946,126 | 20.7% | \$ 4,565,474 | 100.0% |
| Atlanta-Fulton | 25,457,188 | 94.0% | 1639230 | 6.0% | 27,096,418 | 100.0% |
| Augusta-Richmond | 2,688,285 | 83.8% | 521323 | 16.2% | 3,209,608 | 100.0% |
| Bartow County | 1,564,748 | 85.8% | 259272 | 14.2% | 1,824,020 | 100.0% |
| Bartram Trail Regional | 442,495 | 57.0% | 333615 | 43.0% | 776,110 | 100.0% |
| Brooks County | 140,344 | 53.3% | 122803 | 46.7% | 263,147 | 100.0% |
| Catoosa County | 543,564 | 74.7% | 183849 | 25.3% | 727,413 | 100.0% |
| Chattahoochee Valley | 6,775,313 | 90.3% | 726793 | 9.7% | 7,502,106 | 100.0% |
| Chattooga County | 246,138 | 64.8% | 133828 | 35.2% | 379,967 | 100.0% |
| Cherokee Regional | 755,293 | 69.9% | 324715 | 30.1% | 1,080,007 | 100.0% |
| Chestatee Regional | 830,593 | 75.4% | 271543 | 24.6% | 1,102,136 | 100.0% |
| Clayton County | 3,922,575 | 87.7% | 548840 | 12.3% | 4,471,415 | 100.0% |
| Coastal Plain Regional | 1,016,803 | 61.6% | 634175 | 38.4% | 1,650,978 | 100.0% |
| Cobb County | 10,591,938 | 89.5% | 1236600 | 10.5% | 11,828,538 | 100.0% |
| Conyers-Rockdale | 975,713 | 80.4% | 238564 | 19.6% | 1,214,277 | 100.0% |
| Coweta County | 2,162,991 | 87.8% | 301592 | 12.2% | 2,464,583 | 100.0% |
| DeKalb County | 18,330,672 | 94.3% | 1115656 | 5.7% | 19,446,328 | 100.0% |
| De Soto Trail Regional | 257,157 | 40.7% | 374770 | 59.3% | 631,927 | 100.0% |
| Dougherty County | 2,474,921 | 91.0% | 243830 | 9.0% | 2,718,751 | 100.0% |
| Elbert County | 188,671 | 59.7% | 127220 | 40.3% | 315,892 | 100.0% |
| Fitzgerald-Ben Hill County | 281,975 | 69.5% | 123708 | 30.5% | 405,683 | 100.0% |
| Flint River Regional | 3,718,797 | 78.6% | 1010407 | 21.4% | 4,729,204 | 100.0% |
| Forsyth County | 6,348,700 | 93.8% | 419603 | 6.2% | 6,768,303 | 100.0% |
| Greater Clarks Hill Regional | 2,262,350 | 78.1% | 635898 | 21.9% | 2,898,247 | 100.0% |
| Gwinnett County | 18,514,952 | 92.9% | 1405230 | 7.1% | 19,920,182 | 100.0% |
| Hall County | 2,587,016 | 86.8% | 394819 | 13.2% | 2,981,835 | 100.0% |
| Hart County | 130,196 | 47.5% | 143674 | 52.5% | 273,870 | 100.0% |
| Henry County | 2,624,983 | 84.7% | 475357 | 15.3% | 3,100,340 | 100.0% |
| Houston County | 919,598 | 73.2% | 336984 | 26.8% | 1,256,582 | 100.0% |
| Jefferson County | 303,156 | 71.2% | 122630 | 28.8% | 425,786 | 100.0% |
| Kinchafoonee Regional | 483,609 | 52.9% | 430220 | 47.1% | 913,829 | 100.0% |
| Lake Blackshear Regional | 733,721 | 59.4% | 500912 | 40.6% | 1,234,633 | 100.0% |
| Lee County | 901,151 | 86.7% | 138834 | 13.3% | 1,039,984 | 100.0% |
| Live Oak | 9,401,599 | 91.7% | 849145 | 8.3% | 10,250,744 | 100.0% |
| Marshes of Glynn | 814,552 | 78.0% | 229829 | 22.0% | 1,044,381 | 100.0% |
| Middle Georgia Regional | 3,382,811 | 78.5% | 925309 | 21.5% | 4,308,120 | 100.0% |
| Moultrie-Colquitt County | 562,355 | 77.9% | 159641 | 22.1% | 721,996 | 100.0% |
| Mountain Regional | 762,852 | 68.0% | 359278 | 32.0% | 1,122,130 | 100.0% |
| Newton County | 1,075,970 | 80.4% | 262932 | 19.6% | 1,338,903 | 100.0% |
| Northeast Georgia Regional | 1,281,983 | 70.0% | 549042 | 30.0% | 1,831,025 | 100.0% |
| Northwest Georgia Regional | 1,307,746 | 67.9% | 617711 | 32.1% | 1,925,458 | 100.0% |
| Ocmulgee Regional | 469,655 | 40.4% | 693988 | 59.6% | 1,163,644 | 100.0% |
| Oconee Regional | 907,167 | 59.9% | 607550 | 40.1% | 1,514,717 | 100.0% |
| Ochopee Regional | 361,899 | 42.1% | 497052 | 57.9% | 858,951 | 100.0% |
| Okefenokee Regional | 792,901 | 51.4% | 749797 | 48.6% | 1,542,698 | 100.0% |
| Peach County | 317,313 | 72.5% | 120316 | 27.5% | 437,629 | 100.0% |
| Piedmont Regional | 2,304,499 | 82.1% | 503424 | 17.9% | 2,807,924 | 100.0% |
| Pine Mountain Regional | 582,031 | 55.8% | 460652 | 44.2% | 1,042,683 | 100.0% |
| Roddenbery Memorial | 411,314 | 76.8% | 124421 | 23.2% | 535,735 | 100.0% |
| Sara Hightower Regional | 1,763,603 | 81.1% | 410922 | 18.9% | 2,174,526 | 100.0% |
| Satilla Regional | 298,061 | 53.3% | 261598 | 46.7% | 559,660 | 100.0% |
| Screven-Jenkins Regional | 412,380 | 64.5% | 226735 | 35.5% | 639,115 | 100.0% |
| Sequoyah Regional | 3,626,858 | 82.9% | 750465 | 17.1% | 4,377,323 | 100.0% |
| South Georgia Regional | 1,282,370 | 72.8% | 479207 | 27.2% | 1,761,577 | 100.0% |
| Southwest Georgia Regional | 825,638 | 64.5% | 454063 | 35.5% | 1,279,702 | 100.0% |
| Statesboro Regional | 1,608,830 | 65.8% | 836078 | 34.2% | 2,444,909 | 100.0% |
| Thomas County | 1,034,707 | 86.9% | 156578 | 13.1% | 1,191,285 | 100.0% |
| Three Rivers Regional | 1,403,479 | 63.6% | 803430 | 36.4% | 2,206,909 | 100.0% |
| Troup-Harris Regional | 882,977 | 71.8% | 347153 | 28.2% | 1,230,130 | 100.0% |
| Twin Lakes | 531,070 | 77.0% | 158581 | 23.0% | 689,652 | 100.0% |
| Uncle Remus Regional | 2,064,237 | 65.7% | 1075912 | 34.3% | 3,140,148 | 100.0% |
| West Georgia Regional | 4,666,844 | 79.6% | 1196657 | 20.4% | 5,863,500 | 100.0% |
| Worth County | 200,214 | 60.9% | 128508 | 39.1% | 328,722 | 100.0% |
| Georgia Totals | \$ 168,132,872 | 84.3% | \$ 31,418,595 | 15.7% | \$ 199,551,466 | 100.0% |

Sources: Annual Reports of Georgia's public library systems for Fiscal Years 2015-2017

State and Local Funding for Library Facilities

Georgia's Public Library Planning and Construction Program

- A match program assisting in new library construction as well as renovations and additions sponsored by Georgia State Financing and Investment Commission in funding for construction of public libraries and implementation of capital outlay programs
- Funded or completed over 70 projects in 57 counties since FY2005 with 25 projects in the planning process, awaiting awards
 - 18 central libraries and 54 branch libraries
 - 34 new libraries and 38 additions and/or renovated libraries
- Total grant funding between FY2005 and FY2017 has been approximately \$108 million
- Total local match funding between FY2005 and FY2017 has been approximately \$140 million
- Total project costs have been over \$250 million funded and completed

Maintenance Repair and Renovation (MR&R) program

- FY2017--Granted \$2.0 million matched with \$1.2 million in local contributions, currently assisting over 50 libraries
 - 54 individual projects in 33 counties
- FY2016 – Granted \$1.885 million matched with \$1.715 million in local contributions and currently assisting over 48 libraries
 - 71 individual projects in 34 counties
- FY2015--Granted \$1.675 million matched with \$2.35 million in local contributions and assisted over 35 libraries
 - 45 individual projects in 29 counties

Library Planning and Construction FY 2015-2018

| FY | Library System | Project Name | C=Central B=Branch | N=New A=Add. | City | County | State Share | Local Share | Total Project Cost |
|------------------------------------|----------------------------------|----------------------------------|-----------------------|-----------------|--------------|-----------|---------------------|---------------------|---------------------|
| 2015 | Flint River Regional Library | Barnesville-Lamar County Library | B | A | Barnesville | Lamar | \$1,385,000 | \$583,000 | \$1,968,000 |
| 2015 | Mountain Regional | Mountain Regional Library | C | A | Young Harris | Towns | \$900,000 | \$100,000 | \$1,000,000 |
| 2015 | Troup Harris Regional | Hogansville Public Library | B | N | Hogansville | Troup | \$2,000,000 | \$1,215,000 | \$3,215,000 |
| 2015 | West Georgia Regional | Villa Rica Library | B | N | Villa Rica | Carroll | \$500,000 | \$1,215,000 | \$1,715,000 |
| 2016 | Cobb County Public | East Marietta Branch | B | N | Marietta | Cobb | \$2,000,000 | \$6,640,000 | \$8,640,000 |
| 2016 | Forsyth County Public | Sharon Forks Public Library | B | A | Cumming | Forsyth | \$2,000,000 | \$3,477,000 | \$5,477,000 |
| 2016 | Greater Clarks-Hill | Harlem Public Library | B | N | Harlem | Columbia | \$2,000,000 | \$1,750,000 | \$3,750,000 |
| 2016 | Three Rivers Regional | Charlton County Public Library | B | A | Folkston | Charlton | \$565,000 | \$107,000 | \$672,000 |
| 2016 | Troup Harris Regional | Harris County Public Library | B | N | Hamilton | Harris | \$2,000,000 | \$2,825,000 | \$4,825,000 |
| 2016 | West Georgia Regional | Villa Rica Library | B | N | Villa Rica | Carroll | \$1,500,000 | \$1,215,000 | \$2,715,000 |
| 2017 | Athens Regional | Bogart Public | B | A | Bogart | Oconee | \$1,800,000 | \$950,000 | \$2,750,000 |
| 2017 | Dougherty County Public | Northwest Public Library | B | A | Albany | Dougherty | \$2,000,000 | \$4,610,000 | \$6,610,000 |
| 2017 | South Georgia Regional | South Georgia Regional Library | C | A | Valdosta | Lowndes | \$2,000,000 | \$1,100,000 | \$3,100,000 |
| 2017 | West Georgia Regional | Neva Lomason Memorial Library | C | A | Carrollton | Carroll | \$2,000,000 | \$1,500,000 | \$3,500,000 |
| 2018 | Marshes of Glynn Libraries | Brunswick Central Library | C | A | Brunswick | Glynn | \$2,000,000 | \$2,400,000 | \$4,400,000 |
| 2018 | Middle Georgia Regional Library | Jones County Public Library | B | A | Gray | Jones | \$1,300,000 | \$450,000 | \$1,750,000 |
| 2018 | Moultrie-Colquitt County Library | Moultrie-Colquitt County Library | C | A | Moultrie | Colquitt | \$1,386,000 | \$585,000 | \$1,971,000 |
| 2018 | Roddenbery Memorial Library | Roddenbery Memorial Library | C | A | Cairo | Grady | \$2,000,000 | \$960,000 | \$2,960,000 |
| Projects Funded FY15 - FY18 | | | | | | | \$29,336,000 | \$31,682,000 | \$61,018,000 |

| | |
|--|-------------|
| | FY15 |
| | FY16 |
| | FY17 |
| | FY18 |

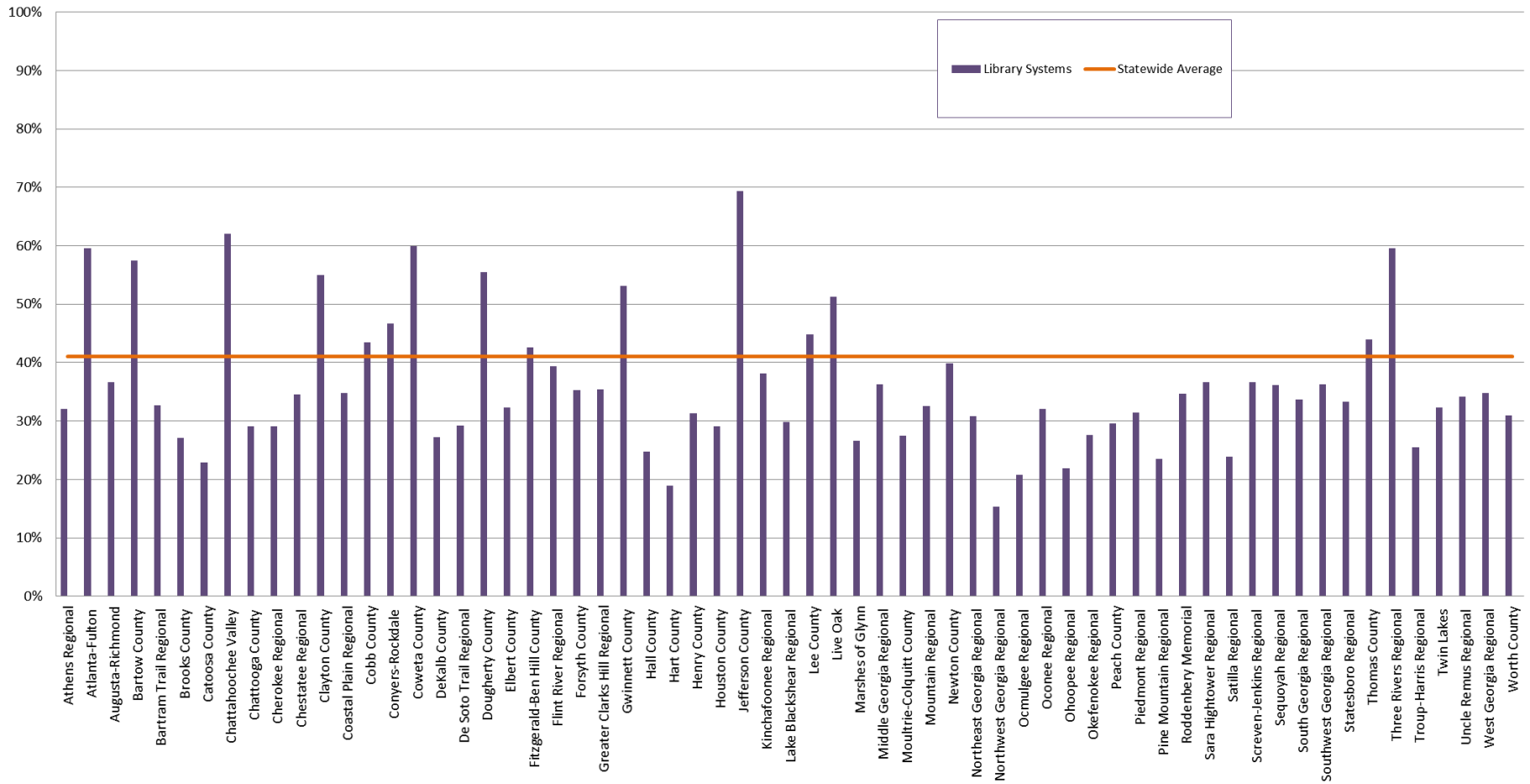
| Projects completed or funded after June 30, 2006 | |
|--|----------------------|
| Projects | 72 |
| Systems | 39 |
| Counties | 57 |
| Centrals | 18 |
| Branches | 54 |
| News | 34 |
| Adds | 38 |
| Local Share Total | \$141,530,160 |
| State Share Total | \$108,974,647 |
| Total Project Cost | \$250,504,807 |

Library Cards and Circulation

- In FY2017, 4,268,885 individuals in Georgia held public library cards, an 8% increase over FY2016. The latest Georgia QuickFacts from the U.S. Census reported a total of 3,611,706 Georgia households, resulting in an average of 1.2 registered public library patrons per Georgia household.
- 41% of all Georgians are registered public library patrons, an increase of 3% from the prior year.
- Library systems that participate in Georgia Public Library Service's PINES automation and lending network counted 1,858,456 active PINES library cards as of June 30, 2017.
- More than half of all registered public library patrons in Georgia live in a county that is part of a library system that participates in PINES.
- Georgia libraries circulated 35.5 million library items or 3.38 items per capita in FY2017, which is a decrease from FY2016. Of note, E-book circulation increased 10% while downloadable audiovisual items increased 28%. Electronic materials continue to be a customer focus.
- Georgia ranked 48th among states in circulation per capita in FY2015.

Sources: Annual Reports of Georgia's public library systems for Fiscal Years 2015-2017 and the Institute of Museum and Library Services (IMLS) Public Libraries Survey for Fiscal Year 2015

Percentage of Library System Population with Library Cards - FY2017



*Northwest Georgia Regional Library System began reregistering users and issuing new library cards when it migrated to PINES in 2010.

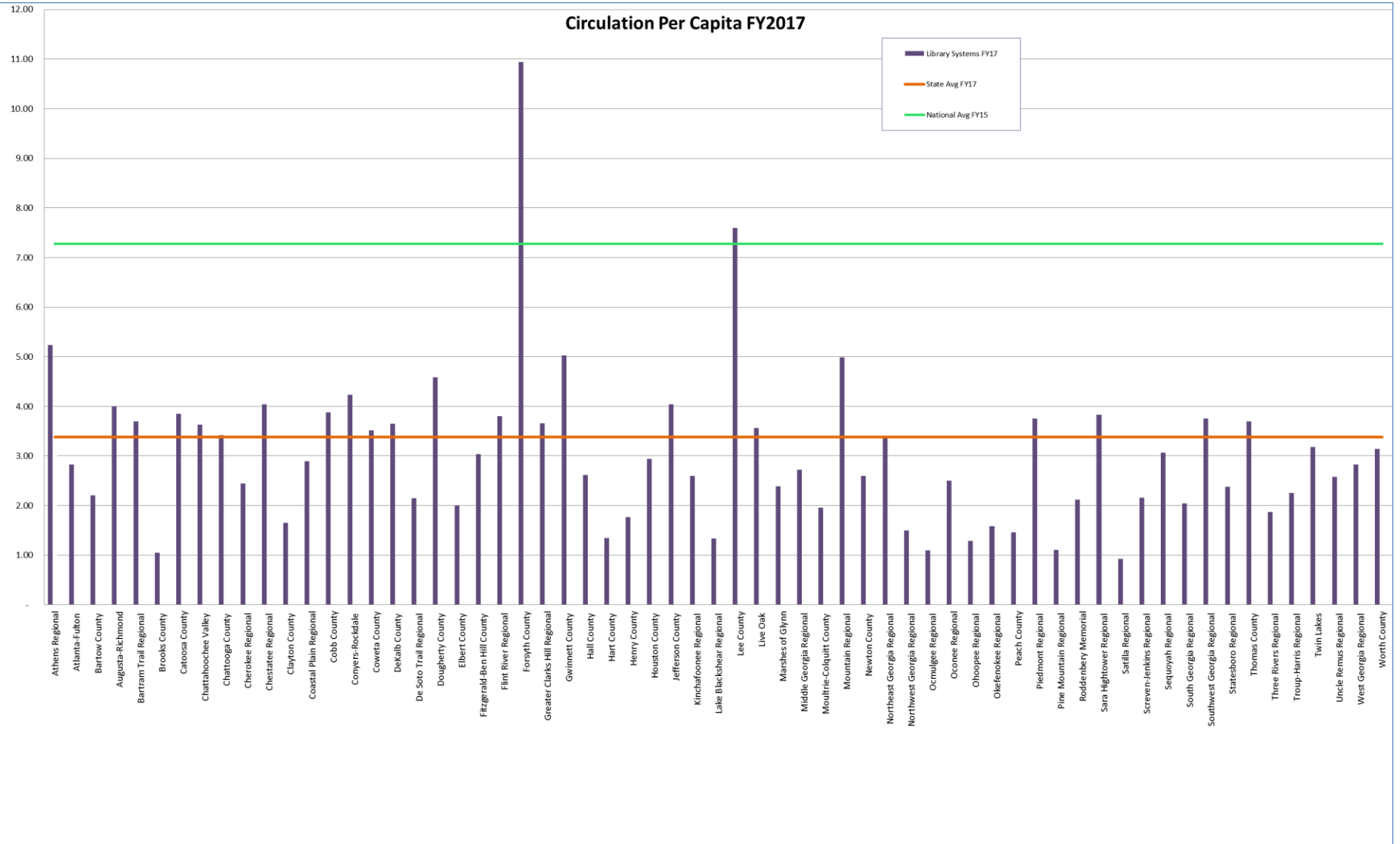
Sources: Annual Reports of Georgia's public library systems for Fiscal Year 2017

| Population with Library Cards in Georgia Public Libraries - FY2015-2017 | | | | | | | | | | |
|---|------------------|-------------------|------------|------------------|-------------------|------------|------------------|-------------------|------------|---|
| Library System | 2015 | | | 2016 | | | 2017 | | | Percentage Change in Card Holders from 2016 to 2017 |
| | Card Holders | Population | % | Card Holders | Population | % | Card Holders | Population | % | |
| Athens Regional | 86,561 | 224,115 | 39% | 70,165 | 226,216 | 31% | 73,234 | 228,317 | 32% | 4% |
| Atlanta-Fulton | 508,980 | 1,018,601 | 50% | 570,206 | 1,035,754 | 55% | 626,650 | 1,052,908 | 60% | 10% |
| Augusta-Richmond | 101,259 | 203,625 | 50% | 76,409 | 204,435 | 37% | 75,188 | 205,246 | 37% | -2% |
| Bartow County | 58,009 | 103,438 | 56% | 59,841 | 104,521 | 57% | 60,706 | 105,603 | 57% | 1% |
| Bartram Trail Regional | 11,033 | 33,371 | 33% | 10,932 | 33,417 | 33% | 10,931 | 33,464 | 33% | 0% |
| Brooks County | 5,982 | 15,464 | 39% | 4,345 | 15,439 | 28% | 4,182 | 15,413 | 27% | -4% |
| Catoosa County | 21,884 | 66,522 | 33% | 15,337 | 67,127 | 23% | 15,515 | 67,733 | 23% | 1% |
| Chattahoochee Valley | 151,097 | 233,503 | 65% | 149,556 | 235,168 | 64% | 146,996 | 236,833 | 62% | -2% |
| Chattooga County | 10,341 | 25,171 | 41% | 7,416 | 25,187 | 29% | 7,345 | 25,204 | 29% | -1% |
| Cherokee Regional | 34,777 | 85,272 | 41% | 24,846 | 85,555 | 29% | 24,917 | 85,839 | 29% | 0% |
| Chestatee Regional | 25,748 | 55,252 | 47% | 19,872 | 56,075 | 35% | 19,650 | 56,899 | 35% | -1% |
| Clayton County | 176,304 | 269,649 | 65% | 146,400 | 272,364 | 54% | 151,253 | 275,079 | 55% | 3% |
| Coastal Plain Regional | 43,007 | 94,637 | 45% | 33,246 | 94,976 | 35% | 33,199 | 95,314 | 35% | 0% |
| Cobb County | 364,534 | 735,825 | 50% | 364,175 | 745,143 | 49% | 327,918 | 754,461 | 43% | -10% |
| Conyers-Rockdale | 56,474 | 89,299 | 63% | 43,234 | 90,489 | 48% | 42,825 | 91,679 | 47% | -1% |
| Coweta County | 84,209 | 138,639 | 61% | 87,507 | 141,369 | 62% | 86,361 | 144,098 | 60% | -1% |
| DeKalb County | 163,243 | 726,171 | 22% | 204,340 | 732,586 | 28% | 200,806 | 739,002 | 27% | -2% |
| De Soto Trail Regional | 14,275 | 36,809 | 39% | 10,647 | 36,749 | 29% | 10,705 | 36,690 | 29% | 1% |
| Dougherty County | 63,593 | 93,142 | 68% | 50,744 | 93,228 | 54% | 51,822 | 93,315 | 56% | 2% |
| Elbert County | 9,428 | 19,537 | 48% | 6,495 | 19,505 | 33% | 6,293 | 19,474 | 32% | -3% |
| Fitzgerald-Ben Hill County | 9,848 | 17,691 | 56% | 7,470 | 17,780 | 42% | 7,610 | 17,868 | 43% | 2% |
| Flint River Regional | 138,969 | 262,435 | 53% | 105,070 | 264,506 | 40% | 104,859 | 266,576 | 39% | 0% |
| Forsyth County | 67,769 | 209,023 | 32% | 68,143 | 215,831 | 32% | 78,662 | 222,640 | 35% | 15% |
| Greater Clarks Hill Regional | 94,355 | 178,529 | 53% | 65,581 | 181,970 | 36% | 65,595 | 185,410 | 35% | 0% |
| Gwinnett County | 325,078 | 894,928 | 36% | 353,122 | 912,741 | 39% | 493,881 | 930,553 | 53% | 40% |
| Hall County | 78,249 | 194,153 | 40% | 52,771 | 197,356 | 27% | 49,533 | 200,560 | 25% | -6% |
| Hart County | 7,252 | 25,628 | 28% | 4,887 | 25,718 | 19% | 4,879 | 25,809 | 19% | 0% |
| Henry County | 96,731 | 219,654 | 44% | 70,793 | 223,916 | 32% | 71,548 | 228,179 | 31% | 1% |
| Houston County | 46,870 | 152,213 | 31% | 48,772 | 154,491 | 32% | 45,634 | 156,768 | 29% | -6% |
| Jefferson County | 10,680 | 16,286 | 66% | 10,942 | 16,268 | 67% | 11,272 | 16,251 | 69% | 3% |
| Kinchafoonee Regional | 16,017 | 30,517 | 52% | 11,816 | 30,339 | 39% | 11,483 | 30,161 | 38% | -3% |
| Lake Blackshear Regional | 31,064 | 73,963 | 42% | 22,146 | 73,898 | 30% | 22,046 | 73,833 | 30% | 0% |
| Lee County | 16,062 | 30,113 | 53% | 13,605 | 30,634 | 44% | 13,963 | 31,155 | 45% | 3% |
| Live Oak | 75,654 | 408,098 | 19% | 69,959 | 413,636 | 17% | 214,673 | 419,173 | 51% | 207% |
| Marshes of Glynn | 33,831 | 83,355 | 41% | 23,244 | 84,279 | 28% | 22,703 | 85,202 | 27% | -2% |
| Middle Georgia Regional | 106,184 | 228,846 | 46% | 84,478 | 229,412 | 37% | 83,304 | 229,977 | 36% | -1% |
| Moultrie-Colquitt County | 17,687 | 47,235 | 37% | 13,248 | 47,715 | 28% | 13,245 | 48,195 | 27% | 0% |
| Mountain Regional | 45,533 | 56,748 | 80% | 18,993 | 57,074 | 33% | 18,690 | 57,399 | 33% | -2% |
| Newton County | 43,254 | 106,470 | 41% | 44,128 | 108,481 | 41% | 43,992 | 110,493 | 40% | 0% |
| Northeast Georgia Regional | 48,994 | 114,553 | 43% | 35,743 | 115,322 | 31% | 35,774 | 116,091 | 31% | 0% |
| Northwest Georgia Regional | 30,359 | 200,915 | 15% | 30,363 | 202,387 | 15% | 31,298 | 203,860 | 15% | 3% |
| Ocmulgee Regional | 22,199 | 79,019 | 28% | 16,786 | 79,032 | 21% | 16,417 | 79,044 | 21% | -2% |
| Oconee Regional | 37,925 | 88,844 | 43% | 28,829 | 89,137 | 32% | 28,635 | 89,431 | 32% | -1% |
| Ochopee Regional | 25,237 | 77,844 | 32% | 16,479 | 78,353 | 21% | 17,278 | 78,863 | 22% | 5% |
| Okfeenokee Regional | 32,329 | 92,273 | 35% | 25,067 | 92,861 | 27% | 25,820 | 93,448 | 28% | 3% |
| Peach County | 11,014 | 27,214 | 40% | 8,209 | 27,313 | 30% | 8,111 | 27,413 | 30% | -1% |
| Piedmont Regional | 59,927 | 157,947 | 38% | 50,309 | 161,465 | 31% | 51,917 | 164,982 | 31% | 3% |
| Pine Mountain Regional | 21,307 | 62,548 | 34% | 14,949 | 62,463 | 24% | 14,640 | 62,378 | 23% | -2% |
| Roddenbery Memorial | 12,146 | 25,694 | 47% | 9,118 | 25,902 | 35% | 9,046 | 26,110 | 35% | -1% |
| Sara Hightower Regional | 67,752 | 138,420 | 49% | 52,123 | 139,127 | 37% | 51,172 | 139,835 | 37% | -2% |
| Satilla Regional | 18,136 | 52,247 | 35% | 12,767 | 52,615 | 24% | 12,639 | 52,984 | 24% | -1% |
| Screven-Jenkins Regional | 11,385 | 23,559 | 48% | 8,630 | 23,584 | 37% | 8,642 | 23,609 | 37% | 0% |
| Sequoyah Regional | 109,351 | 295,353 | 37% | 108,817 | 301,395 | 36% | 110,976 | 307,437 | 36% | 2% |
| South Georgia Regional | 61,393 | 130,825 | 47% | 45,219 | 132,547 | 34% | 45,282 | 134,269 | 34% | 0% |
| Southwest Georgia Regional | 25,210 | 42,444 | 59% | 16,440 | 42,549 | 39% | 15,498 | 42,653 | 36% | -6% |
| Statesboro Regional | 66,791 | 153,599 | 43% | 50,923 | 155,895 | 33% | 52,714 | 158,190 | 33% | 4% |
| Thomas County | 25,995 | 45,517 | 57% | 20,474 | 45,842 | 45% | 20,313 | 46,166 | 44% | -1% |
| Three Rivers Regional | 83,812 | 146,426 | 57% | 86,176 | 147,773 | 58% | 88,762 | 149,121 | 60% | 3% |
| Troup-Harris Regional | 36,550 | 104,020 | 35% | 27,351 | 105,172 | 26% | 27,058 | 106,324 | 25% | -1% |
| Twin Lakes | 19,679 | 46,457 | 42% | 15,083 | 46,666 | 32% | 15,122 | 46,875 | 32% | 0% |
| Uncle Remus Regional | 75,697 | 167,575 | 45% | 58,639 | 169,509 | 35% | 58,672 | 171,443 | 34% | 0% |
| West Georgia Regional | 204,747 | 451,656 | 45% | 158,599 | 459,617 | 35% | 162,486 | 467,577 | 35% | 2% |
| Worth County | 8,520 | 21,236 | 40% | 6,502 | 21,208 | 31% | 6,545 | 21,181 | 31% | 1% |
| Statewide | 4,368,280 | 10,250,112 | 43% | 3,948,476 | 10,379,084 | 38% | 4,268,885 | 10,508,057 | 41% | 8% |

Sources: Annual Reports of Georgia's public library systems for Fiscal Years 2015 – 2017



Circulation Per Capita FY2017



Sources: Annual Reports of Georgia's public library systems for Fiscal Year 2017 and the Institute of Museum and Library Services (IMLS) Public Libraries Survey for Fiscal Year 2015

| Circulation per Capita in Georgia Libraries - FY2015-2017 | | | | | | | | | |
|---|-------------------|-------------------|-------------|-------------------|-------------------|-------------|-------------------|-------------------|-------------|
| Library System | 2015 | | | 2016 | | | 2017 | | |
| | Circulation | System Population | Per Capita | Circulation | System Population | Per Capita | Circulation | System Population | Per Capita |
| Athens Regional | 1,215,173 | 224,115 | 5.42 | 1,216,578 | 226,216 | 5.38 | 1,196,025 | 228,317 | 5.24 |
| Atlanta-Fulton | 2,855,142 | 1,018,601 | 2.80 | 3,220,156 | 1,035,754 | 3.11 | 2,977,441 | 1,052,908 | 2.83 |
| Augusta-Richmond | 463,064 | 203,625 | 2.27 | 478,362 | 204,435 | 2.34 | 452,092 | 205,246 | 2.20 |
| Bartow County | 493,154 | 103,438 | 4.77 | 460,400 | 104,521 | 4.40 | 422,308 | 105,603 | 4.00 |
| Bartram Trail Regional | 81,094 | 33,371 | 2.43 | 67,601 | 33,417 | 2.02 | 123,807 | 33,464 | 3.70 |
| Brooks County | 17,421 | 15,464 | 1.13 | 14,458 | 15,439 | 0.94 | 16,128 | 15,413 | 1.05 |
| Catoosa County | 198,102 | 66,522 | 2.98 | 238,119 | 67,127 | 3.55 | 260,764 | 67,733 | 3.85 |
| Chattahoochee Valley | 919,239 | 233,503 | 3.94 | 925,797 | 235,168 | 3.94 | 860,687 | 236,833 | 3.63 |
| Chattooga County | 87,769 | 25,171 | 3.49 | 81,015 | 25,187 | 3.22 | 86,322 | 25,204 | 3.42 |
| Cherokee Regional | 191,619 | 85,272 | 2.25 | 210,871 | 85,555 | 2.46 | 209,999 | 85,839 | 2.45 |
| Chestatee Regional | 274,734 | 55,252 | 4.97 | 247,237 | 56,075 | 4.41 | 230,103 | 56,899 | 4.04 |
| Clayton County | 456,081 | 269,649 | 1.69 | 421,509 | 272,364 | 1.55 | 454,004 | 275,079 | 1.65 |
| Coastal Plain Regional | 341,872 | 94,637 | 3.61 | 306,724 | 94,976 | 3.23 | 275,882 | 95,314 | 2.89 |
| Cobb County | 3,045,796 | 735,825 | 4.14 | 3,026,037 | 745,143 | 4.06 | 2,924,985 | 754,461 | 3.88 |
| Conyers-Rockdale | 254,527 | 89,299 | 2.85 | 243,045 | 90,489 | 2.69 | 388,087 | 91,679 | 4.23 |
| Coweta County | 535,535 | 138,639 | 3.86 | 515,819 | 141,369 | 3.65 | 507,131 | 144,098 | 3.52 |
| DeKalb County | 2,680,976 | 726,171 | 3.69 | 2,701,962 | 732,586 | 3.69 | 2,700,268 | 739,002 | 3.65 |
| De Soto Trail Regional | 79,578 | 36,809 | 2.16 | 84,464 | 36,749 | 2.30 | 78,919 | 36,690 | 2.15 |
| Dougherty County | 450,740 | 93,142 | 4.84 | 461,408 | 93,228 | 4.95 | 428,135 | 93,315 | 4.59 |
| Elbert County | 53,216 | 19,537 | 2.72 | 48,566 | 19,505 | 2.49 | 39,159 | 19,474 | 2.01 |
| Fitzgerald-Ben Hill County | 43,569 | 17,691 | 2.46 | 47,251 | 17,780 | 2.66 | 54,358 | 17,868 | 3.04 |
| Flint River Regional | 1,071,130 | 262,435 | 4.08 | 1,076,342 | 264,506 | 4.07 | 1,013,370 | 266,576 | 3.80 |
| Forsyth County | 2,369,260 | 209,023 | 11.33 | 2,432,581 | 215,831 | 11.27 | 2,436,854 | 222,640 | 10.95 |
| Greater Clarks Hill Regional | 677,288 | 178,529 | 3.79 | 661,413 | 181,970 | 3.63 | 677,871 | 185,410 | 3.66 |
| Gwinnett County | 5,500,332 | 894,928 | 6.15 | 5,532,032 | 912,741 | 6.06 | 4,679,154 | 930,553 | 5.03 |
| Hall County | 481,202 | 194,153 | 2.48 | 606,188 | 197,356 | 3.07 | 524,867 | 200,560 | 2.62 |
| Hart County | 33,464 | 25,628 | 1.31 | 29,788 | 25,718 | 1.16 | 34,828 | 25,809 | 1.35 |
| Henry County | 436,265 | 219,654 | 1.99 | 413,004 | 223,916 | 1.84 | 403,367 | 228,179 | 1.77 |
| Houston County | 392,526 | 152,213 | 2.58 | 468,331 | 154,491 | 3.03 | 461,120 | 156,768 | 2.94 |
| Jefferson County | 48,827 | 16,286 | 3.00 | 60,604 | 16,268 | 3.73 | 65,601 | 16,251 | 4.04 |
| Kinchafoonee Regional | 57,460 | 30,517 | 1.88 | 55,469 | 30,339 | 1.83 | 78,263 | 30,161 | 2.59 |
| Lake Blackshear Regional | 131,862 | 73,963 | 1.78 | 103,433 | 73,898 | 1.40 | 98,605 | 73,833 | 1.34 |
| Lee County | 221,808 | 30,113 | 7.37 | 231,701 | 30,634 | 7.56 | 236,788 | 31,155 | 7.60 |
| Live Oak | 1,803,039 | 408,098 | 4.42 | 2,457,871 | 413,636 | 5.94 | 1,492,386 | 419,173 | 3.56 |
| Marshes of Glynn | 203,569 | 83,355 | 2.44 | 209,833 | 84,279 | 2.49 | 203,586 | 85,202 | 2.39 |
| Middle Georgia Regional | 1,010,936 | 228,846 | 4.42 | 864,669 | 229,412 | 3.77 | 625,746 | 229,977 | 2.72 |
| Moultrie-Colquitt County | 96,867 | 47,235 | 2.05 | 96,457 | 47,715 | 2.02 | 94,197 | 48,195 | 1.95 |
| Mountain Regional | 370,418 | 56,748 | 6.53 | 315,443 | 57,074 | 5.53 | 286,214 | 57,399 | 4.99 |
| Newton County | 354,999 | 106,470 | 3.33 | 300,149 | 108,481 | 2.77 | 287,465 | 110,493 | 2.60 |
| Northeast Georgia Regional | 414,753 | 114,553 | 3.62 | 409,714 | 115,322 | 3.55 | 396,039 | 116,091 | 3.41 |
| Northwest Georgia Regional | 317,573 | 200,915 | 1.58 | 296,941 | 202,387 | 1.47 | 306,251 | 203,860 | 1.50 |
| Ocmulgee Regional | 97,297 | 79,019 | 1.23 | 90,627 | 79,032 | 1.15 | 86,453 | 79,044 | 1.09 |
| Oconee Regional | 173,948 | 88,844 | 1.96 | 171,901 | 89,137 | 1.93 | 223,701 | 89,431 | 2.50 |
| Ohoopsee Regional | 79,768 | 77,844 | 1.02 | 93,828 | 78,353 | 1.20 | 101,339 | 78,863 | 1.29 |
| Okfeenokee Regional | 131,236 | 92,273 | 1.42 | 157,471 | 92,861 | 1.70 | 148,181 | 93,448 | 1.59 |
| Peach County | 34,826 | 27,214 | 1.28 | 48,073 | 27,313 | 1.76 | 40,102 | 27,413 | 1.46 |
| Piedmont Regional | 602,434 | 157,947 | 3.81 | 598,505 | 161,465 | 3.71 | 619,241 | 164,982 | 3.75 |
| Pine Mountain Regional | 85,407 | 62,548 | 1.37 | 95,597 | 62,463 | 1.53 | 68,931 | 62,378 | 1.11 |
| Roddenberry Memorial | 60,603 | 25,694 | 2.36 | 68,218 | 25,902 | 2.63 | 55,406 | 26,110 | 2.12 |
| Sara Hightower Regional | 579,367 | 138,420 | 4.19 | 516,636 | 139,127 | 3.71 | 535,843 | 139,835 | 3.83 |
| Satilla Regional | 61,780 | 52,247 | 1.18 | 55,089 | 52,615 | 1.05 | 49,091 | 52,984 | 0.93 |
| Scriven-Jenkins Regional | 54,449 | 23,559 | 2.31 | 53,914 | 23,584 | 2.29 | 50,871 | 23,609 | 2.15 |
| Sequoyah Regional | 902,173 | 295,353 | 3.05 | 938,188 | 301,395 | 3.11 | 942,800 | 307,437 | 3.07 |
| South Georgia Regional | 308,008 | 130,825 | 2.35 | 364,603 | 132,547 | 2.75 | 274,974 | 134,269 | 2.05 |
| Southwest Georgia Regional | 201,193 | 42,444 | 4.74 | 177,370 | 42,549 | 4.17 | 160,283 | 42,653 | 3.76 |
| Statesboro Regional | 392,726 | 153,599 | 2.56 | 377,626 | 155,895 | 2.42 | 375,550 | 158,190 | 2.37 |
| Thomas County | 180,208 | 45,517 | 3.96 | 178,327 | 45,842 | 3.89 | 170,784 | 46,166 | 3.70 |
| Three Rivers Regional | 348,736 | 146,426 | 2.38 | 308,957 | 147,773 | 2.09 | 279,146 | 149,121 | 1.87 |
| Troup-Harris Regional | 240,623 | 104,020 | 2.31 | 260,978 | 105,172 | 2.48 | 239,548 | 106,324 | 2.25 |
| Twin Lakes | 162,073 | 46,457 | 3.49 | 146,299 | 46,666 | 3.14 | 149,127 | 46,875 | 3.18 |
| Uncle Remus Regional | 433,847 | 167,575 | 2.59 | 402,239 | 169,509 | 2.37 | 442,691 | 171,443 | 2.58 |
| West Georgia Regional | 1,413,916 | 451,656 | 3.13 | 1,418,735 | 459,617 | 3.09 | 1,320,773 | 467,577 | 2.82 |
| Worth County | 73,950 | 21,236 | 3.48 | 70,573 | 21,208 | 3.33 | 66,598 | 21,181 | 3.14 |
| Statewide | 37,350,547 | 10,250,112 | 3.64 | 38,233,096 | 10,379,084 | 3.68 | 35,490,609 | 10,508,057 | 3.38 |

Resource Sharing – Interlibrary Loans and Courier Service

- Public libraries provide lending services to their card holders. Each time a user checks out an item, it is considered a circulation. Another type of circulation, which requires at least three times the workload of a circulation, is Interlibrary Loan. This is a service where a user of one library can borrow books that are owned by another library. The user makes a request with their local library, which identifies libraries that own the desired item, places the request, receives the item, makes it available to the user, and arranges for its return.
- Georgia Online Database (GOLD) – GPLS coordinates the interlibrary loaning of books and other materials between libraries of all types including academic, public, technical schools and special libraries. Over 200 institutions loaned and borrowed over 38,300 items between each other in FY2017.
- GPLS contracts for library **courier service**, which transported **1,473,851** library materials in FY2017, visiting every headquarters library five (5) days per week. This includes Interlibrary Loan items as well as PINES system-to-system items being transported across the state.
- Both Interlibrary Loan and PINES system-to-system loans require the librarian to receive the request, pull the book from the shelves, check it out of the online library catalog, and prepare a mailing package or a PINES courier package to send the item to the requesting library. This work is overlooked when using only circulation as a statistic for workload of the library staff, but it accounted for 704,137 items sent to other library systems for patron use. Of these loans, 685,526 were processed through the Georgia Library PINES network.

Sources: Annual Reports of Georgia's public library systems for Fiscal Years 2015 – 2017, PINES data FY2017, GOLD data FY2017

| Public Library Materials Loaned FY2017 | | | |
|---|--------------------------|----------------------------------|----------------------|
| Library System | Total Circulation | Interlibrary Loan Lending | PINES Lending |
| Athens Regional | 1,196,025 | 837 | 25,221 |
| Atlanta-Fulton | 2,977,441 | 3,262 | 0 |
| Augusta-Richmond | 452,092 | 173 | 19,236 |
| Bartow County | 422,308 | 381 | 0 |
| Bartram Trail Regional | 123,807 | 0 | 3,102 |
| Brooks County | 16,128 | 0 | 4,211 |
| Catoosa County | 260,764 | 0 | 9,389 |
| Chattahoochee Valley | 860,687 | 722 | 0 |
| Chattooga County | 86,322 | 72 | 3,428 |
| Cherokee Regional | 209,999 | 2 | 11,869 |
| Chestatee Regional | 230,103 | 224 | 11,363 |
| Clayton County | 454,004 | 360 | 25,674 |
| Coastal Plain Regional | 275,882 | 160 | 14,892 |
| Cobb County | 2,924,985 | 127 | 58 |
| Conyers-Rockdale | 388,087 | 227 | 6,802 |
| Coweta County | 507,131 | 253 | 0 |
| DeKalb County | 2,700,268 | 932 | 0 |
| De Soto Trail Regional | 78,919 | 0 | 7,174 |
| Dougherty County | 428,135 | 711 | 30,205 |
| Elbert County | 39,159 | 165 | 2,126 |
| Fitzgerald-Ben Hill County | 54,358 | 125 | 3,546 |
| Flint River Regional | 1,013,370 | 124 | 29,544 |
| Forsyth County | 2,436,854 | 844 | 0 |
| Greater Clarks Hill Regional | 677,871 | 0 | 22,005 |
| Gwinnett County | 4,679,154 | 1,502 | 0 |
| Hall County | 524,867 | 537 | 32,107 |
| Hart County | 34,828 | 0 | 1,155 |
| Henry County | 403,367 | 206 | 15,421 |
| Houston County | 461,120 | 5 | 16,561 |
| Jefferson County | 65,601 | 4 | 3,667 |
| Kinchafoonee Regional | 78,263 | 130 | 4,550 |
| Lake Blackshear Regional | 98,605 | 0 | 8,258 |
| Lee County | 236,788 | 32 | 14,755 |
| Live Oak | 1,492,386 | 936 | 0 |
| Marshes of Glynn | 203,586 | 91 | 7,730 |
| Middle Georgia Regional | 625,746 | 396 | 34,612 |
| Moultrie-Colquitt County | 94,197 | 66 | 4,196 |
| Mountain Regional | 286,214 | 451 | 21,544 |
| Newton County | 287,465 | 69 | 5,420 |
| Northeast Georgia Regional | 396,039 | 105 | 17,296 |
| Northwest Georgia Regional | 306,251 | 171 | 11,930 |
| Ocmulgee Regional | 86,453 | 0 | 4,316 |
| Oconee Regional | 223,701 | 394 | 6,808 |
| Ohoopee Regional | 101,339 | 191 | 7,527 |
| Okefenokee Regional | 148,181 | 0 | 5,198 |
| Peach County | 40,102 | 8 | 5,021 |
| Piedmont Regional | 619,241 | 1 | 24,713 |
| Pine Mountain Regional | 68,931 | 153 | 6,035 |
| Roddenbery Memorial | 55,406 | 40 | 3,259 |
| Sara Hightower Regional | 535,843 | 481 | 19,661 |
| Satilla Regional | 49,091 | 0 | 4,166 |
| Screven-Jenkins Regional | 50,871 | 21 | 4,056 |
| Sequoyah Regional | 942,800 | 699 | 0 |
| South Georgia Regional | 274,974 | 76 | 16,077 |
| Southwest Georgia Regional | 160,283 | 4 | 12,988 |
| Statesboro Regional | 375,550 | 324 | 19,661 |
| Thomas County | 170,784 | 446 | 9,162 |
| Three Rivers Regional | 279,146 | 506 | 17,658 |
| Troup-Harris Regional | 239,548 | 188 | 12,582 |
| Twin Lakes | 149,127 | 0 | 6,485 |
| Uncle Remus Regional | 442,691 | 308 | 23,098 |
| West Georgia Regional | 1,320,773 | 369 | 45,551 |
| Worth County | 66,598 | 0 | 2,457 |
| Statewide | 35,490,609 | 18,611 | 685,526 |

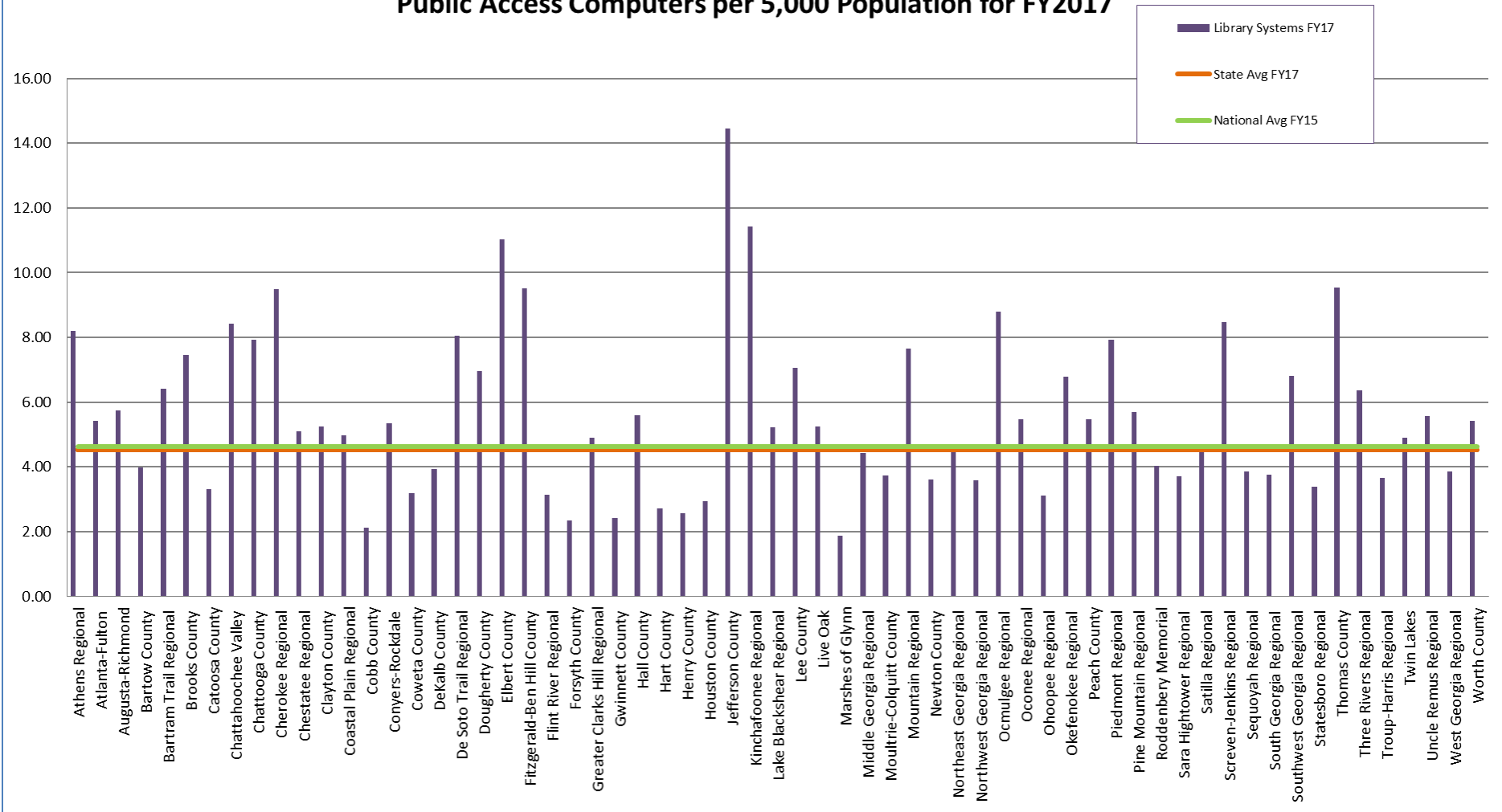
Sources: Annual Reports of Georgia's public library systems for Fiscal Year 2017

Public Access Computers in Georgia Public Libraries

- Public Library Internet computers were used over 12 million times in FY2017.
- There were 9,541 public computer workstations with high-speed internet access in Georgia public libraries at the close of FY2017.
- Coordinated by GPLS in Georgia, the federal E-rate program -- the national Universal Service Discount Program for Schools and Libraries -- provides 84% of the funds for Georgia's statewide public library data network.
- All public access internet computers have access to GALILEO databases.
- GALILEO databases searches numbered over 1.4 million through public library access in FY2017, a slight decrease from last year, FY2016. Overall usage of GALILEO, to additionally include Mango language sessions, Learning Express sessions, TumbleBooks, and Gale Legal Forms brings the total to 1,730,140.
- In FY2017, all Georgia public library buildings provided wireless services for library users.
- The following Charts and Spreadsheets on “Public Access Computers” use do not include use from patrons’ wireless devices.

Sources: Annual Reports of Georgia's public li2017, E-rate data FY2017, GALILEO data FY2017

Public Access Computers per 5,000 Population for FY2017



Sources: Annual Reports of Georgia's public library systems for Fiscal Year 2017 and the Institute of Museum and Library Services (IMLS) Public Libraries Survey for Fiscal Year 2015

| Public Access Computers per 5,000 Population in Georgia Libraries - FY2015-17 | | | | | | | | | |
|---|------------------|-------------------|----------------------|------------------|-------------------|----------------------|------------------|-------------------|----------------------|
| Library System | 2015 | | | 2016 | | | 2017 | | |
| | Public Computers | System Population | Per 5,000 Population | Public Computers | System Population | Per 5,000 Population | Public Computers | System Population | Per 5,000 Population |
| Athens Regional | 340 | 224,115 | 7.59 | 394 | 226,216 | 8.71 | 375 | 228,317 | 8.21 |
| Atlanta-Fulton | 897 | 1,018,601 | 4.40 | 972 | 1,035,754 | 4.69 | 1,141 | 1,052,908 | 5.42 |
| Augusta-Richmond | 237 | 203,625 | 5.82 | 240 | 204,435 | 5.87 | 236 | 205,246 | 5.75 |
| Bartow County | 84 | 103,438 | 4.06 | 84 | 104,521 | 4.02 | 84 | 105,603 | 3.98 |
| Bartram Trail Regional | 35 | 33,371 | 5.24 | 35 | 33,417 | 5.24 | 43 | 33,464 | 6.42 |
| Brooks County | 23 | 15,464 | 7.44 | 25 | 15,439 | 8.10 | 23 | 15,413 | 7.46 |
| Catoosa County | 31 | 66,522 | 2.33 | 20 | 67,127 | 1.49 | 45 | 67,733 | 3.32 |
| Chattahoochee Valley | 414 | 233,503 | 8.86 | 382 | 235,168 | 8.12 | 399 | 236,833 | 8.42 |
| Chattooga County | 45 | 25,171 | 8.94 | 37 | 25,187 | 7.35 | 40 | 25,204 | 7.94 |
| Cherokee Regional | 155 | 85,272 | 9.09 | 155 | 85,555 | 9.06 | 163 | 85,839 | 9.49 |
| Chestatee Regional | 66 | 55,252 | 5.97 | 48 | 56,075 | 4.28 | 58 | 56,899 | 5.10 |
| Clayton County | 285 | 269,649 | 5.28 | 285 | 272,364 | 5.23 | 289 | 275,079 | 5.25 |
| Coastal Plain Regional | 98 | 94,637 | 5.18 | 100 | 94,976 | 5.26 | 95 | 95,314 | 4.98 |
| Cobb County | 420 | 735,825 | 2.85 | 574 | 745,143 | 3.85 | 320 | 754,461 | 2.12 |
| Conyers-Rockdale | 98 | 89,299 | 5.49 | 99 | 90,489 | 5.47 | 98 | 91,679 | 5.34 |
| Coweta County | 92 | 138,639 | 3.32 | 92 | 141,369 | 3.25 | 92 | 144,098 | 3.19 |
| DeKalb County | 361 | 726,171 | 2.49 | 443 | 732,586 | 3.02 | 582 | 739,002 | 3.94 |
| De Soto Trail Regional | 57 | 36,809 | 7.74 | 58 | 36,749 | 7.89 | 59 | 36,690 | 8.04 |
| Dougherty County | 114 | 93,142 | 6.12 | 130 | 93,228 | 6.97 | 130 | 93,315 | 6.97 |
| Elbert County | 39 | 19,537 | 9.98 | 40 | 19,505 | 10.25 | 43 | 19,474 | 11.04 |
| Fitzgerald-Ben Hill County | 23 | 17,691 | 6.50 | 23 | 17,780 | 6.47 | 34 | 17,868 | 9.51 |
| Flint River Regional | 157 | 262,435 | 2.99 | 165 | 264,506 | 3.12 | 168 | 266,576 | 3.15 |
| Forsyth County | 100 | 209,023 | 2.39 | 104 | 215,831 | 2.41 | 104 | 222,640 | 2.34 |
| Greater Clarks Hill Regional | 119 | 178,529 | 3.33 | 120 | 181,970 | 3.30 | 182 | 185,410 | 4.91 |
| Gwinnett County | 498 | 894,928 | 2.78 | 453 | 912,741 | 2.48 | 452 | 930,553 | 2.43 |
| Hall County | 160 | 194,153 | 4.12 | 198 | 197,356 | 5.02 | 224 | 200,560 | 5.58 |
| Hart County | 17 | 25,628 | 3.32 | 17 | 25,718 | 3.31 | 14 | 25,809 | 2.71 |
| Henry County | 109 | 219,654 | 2.48 | 144 | 223,916 | 3.22 | 117 | 228,179 | 2.56 |
| Houston County | 98 | 152,213 | 3.22 | 113 | 154,491 | 3.66 | 92 | 156,768 | 2.93 |
| Jefferson County | 47 | 16,286 | 14.43 | 47 | 16,268 | 14.45 | 47 | 16,251 | 14.46 |
| Kinchafoonee Regional | 79 | 30,517 | 12.94 | 74 | 30,339 | 12.20 | 69 | 30,161 | 11.44 |
| Lake Blackshear Regional | 73 | 73,963 | 4.93 | 73 | 73,898 | 4.94 | 77 | 73,833 | 5.21 |
| Lee County | 58 | 30,113 | 9.63 | 46 | 30,634 | 7.51 | 44 | 31,155 | 7.06 |
| Live Oak | 495 | 408,098 | 6.06 | 481 | 413,636 | 5.81 | 439 | 419,173 | 5.24 |
| Marshes of Glynn | 32 | 83,355 | 1.92 | 33 | 84,279 | 1.96 | 32 | 85,202 | 1.88 |
| Middle Georgia Regional | 229 | 228,846 | 5.00 | 216 | 229,412 | 4.71 | 204 | 229,977 | 4.44 |
| Moultrie-Colquitt County | 35 | 47,235 | 3.70 | 35 | 47,715 | 3.67 | 36 | 48,195 | 3.73 |
| Mountain Regional | 90 | 56,748 | 7.93 | 90 | 57,074 | 7.88 | 88 | 57,399 | 7.67 |
| Newton County | 77 | 106,470 | 3.62 | 77 | 108,481 | 3.55 | 80 | 110,493 | 3.62 |
| Northeast Georgia Regional | 96 | 114,553 | 4.19 | 102 | 115,322 | 4.42 | 106 | 116,091 | 4.57 |
| Northwest Georgia Regional | 145 | 200,915 | 3.61 | 145 | 202,387 | 3.58 | 146 | 203,860 | 3.58 |
| Ocmulgee Regional | 48 | 79,019 | 3.04 | 69 | 79,032 | 4.37 | 139 | 79,044 | 8.79 |
| Oconee Regional | 103 | 88,844 | 5.80 | 89 | 89,137 | 4.99 | 98 | 89,431 | 5.48 |
| Ohoopsee Regional | 46 | 77,844 | 2.95 | 49 | 78,353 | 3.13 | 49 | 78,863 | 3.11 |
| Okfeenokee Regional | 117 | 92,273 | 6.34 | 106 | 92,861 | 5.71 | 127 | 93,448 | 6.80 |
| Peach County | 31 | 27,214 | 5.70 | 29 | 27,313 | 5.31 | 30 | 27,413 | 5.47 |
| Piedmont Regional | 178 | 157,947 | 5.63 | 259 | 161,465 | 8.02 | 262 | 164,982 | 7.94 |
| Pine Mountain Regional | 57 | 62,548 | 4.56 | 105 | 62,463 | 8.40 | 71 | 62,378 | 5.69 |
| Roddenbery Memorial | 20 | 25,694 | 3.89 | 16 | 25,902 | 3.09 | 21 | 26,110 | 4.02 |
| Sara Hightower Regional | 166 | 138,420 | 6.00 | 105 | 139,127 | 3.77 | 104 | 139,835 | 3.72 |
| Satilla Regional | 48 | 52,247 | 4.59 | 47 | 52,615 | 4.47 | 49 | 52,984 | 4.62 |
| Screven-Jenkins Regional | 42 | 23,559 | 8.91 | 42 | 23,584 | 8.90 | 40 | 23,609 | 8.47 |
| Sequoyah Regional | 272 | 295,353 | 4.60 | 269 | 301,395 | 4.46 | 237 | 307,437 | 3.85 |
| South Georgia Regional | 97 | 130,825 | 3.71 | 99 | 132,547 | 3.73 | 101 | 134,269 | 3.76 |
| Southwest Georgia Regional | 64 | 42,444 | 7.54 | 64 | 42,549 | 7.52 | 58 | 42,653 | 6.80 |
| Statesboro Regional | 94 | 153,599 | 3.06 | 101 | 155,895 | 3.24 | 107 | 158,190 | 3.38 |
| Thomas County | 69 | 45,517 | 7.58 | 90 | 45,842 | 9.82 | 88 | 46,166 | 9.53 |
| Three Rivers Regional | 178 | 146,426 | 6.08 | 131 | 147,773 | 4.43 | 190 | 149,121 | 6.37 |
| Troup-Harris Regional | 80 | 104,020 | 3.85 | 78 | 105,172 | 3.71 | 78 | 106,324 | 3.67 |
| Twin Lakes | 46 | 46,457 | 4.95 | 40 | 46,666 | 4.29 | 46 | 46,875 | 4.91 |
| Uncle Remus Regional | 212 | 167,575 | 6.33 | 194 | 169,509 | 5.72 | 191 | 171,443 | 5.57 |
| West Georgia Regional | 318 | 451,656 | 3.52 | 379 | 459,617 | 4.12 | 362 | 467,577 | 3.87 |
| Worth County | 21 | 21,236 | 4.94 | 23 | 21,208 | 5.42 | 23 | 21,181 | 5.43 |
| Statewide | 8,935 | 10,250,112 | 4.36 | 9,353 | 10,379,084 | 4.51 | 9,541 | 10,508,057 | 4.54 |

Sources: Annual Reports of Georgia's public library systems for Fiscal Years 2015 - 2017

| User Sessions of Public Computers | | | | | | | | | | | |
|-----------------------------------|-------------------|-------------------|-------------------|-------------------|-------------------|-------------------|-------------------|-------------------|-------------------|-------------------|-------------------|
| | 2007 | 2008 | 2009 | 2010 | 2011 | 2012 | 2013 | 2014 | 2015 | 2016 | 2017 |
| Athens Regional | 394,119 | 384,083 | 440,505 | 477,091 | 639,325 | 504,132 | 385,156 | 425,987 | 409,136 | 382,388 | 309,476 |
| Atlanta-Fulton | 1,208,846 | 1,330,063 | 1,456,153 | 1,444,728 | 1,553,667 | 1,305,666 | 1,523,695 | 1,674,536 | 736,535 | 930,151 | 1,060,484 |
| Augusta-Richmond | | | | | | | | | 288,431 | 220,058 | 175,322 |
| Bartow County | 421,644 | 269,783 | 302,256 | 139,081 | 131,420 | 180,352 | 168,924 | 167,080 | 158,743 | 177,076 | 139,330 |
| Bartram Trail Regional | 32,926 | 43,621 | 19,526 | 25,600 | 32,339 | 32,168 | 35,056 | 29,472 | 28,381 | 27,411 | 25,628 |
| Brooks County | 9,646 | 11,121 | 11,232 | 14,636 | 18,753 | 13,853 | 12,527 | 16,773 | 9,200 | 7,116 | 7,000 |
| Catoosa County | | | 103,412 | 101,333 | 102,802 | 95,404 | 96,633 | 96,633 | 12,212 | 18,097 | 25,553 |
| Chattahoochee Valley | 439,917 | 481,966 | 440,356 | 453,726 | 372,521 | 331,712 | 339,814 | 407,105 | 386,527 | 386,089 | 351,702 |
| Chattooga County | 16,018 | 15,931 | 16,494 | 15,869 | 13,454 | 14,100 | 14,430 | 12,662 | 11,708 | 9,600 | 9,385 |
| Cherokee Regional | 81,524 | 99,082 | 114,516 | 120,725 | 105,210 | 89,367 | 75,940 | 48,418 | 32,465 | 30,591 | 32,333 |
| Chestatee Regional | 34,270 | 40,875 | 51,423 | 45,468 | 41,413 | 34,603 | 27,378 | 25,127 | 15,567 | 8,256 | 15,703 |
| Clayton County | 438,424 | 453,833 | 445,553 | 453,145 | 394,464 | 370,803 | 356,071 | 565,652 | 277,488 | 283,889 | 253,858 |
| Coastal Plain Regional | 64,178 | 84,098 | 102,506 | 101,489 | 127,286 | 103,523 | 95,612 | 92,659 | 84,368 | 76,628 | 60,505 |
| Cobb County | 1,523,058 | 1,617,437 | 1,678,439 | 1,659,525 | 1,276,126 | 1,056,550 | 893,035 | 1,118,065 | 1,142,445 | 1,192,832 | 1,172,212 |
| Conyers-Rockdale | 91,337 | 97,924 | 90,089 | 91,000 | 93,838 | 95,295 | 97,384 | 100,281 | 103,271 | 93,200 | 95,000 |
| Coweta County | | 33,310 | 70,069 | 137,920 | 0 | 796,667 | 887,355 | 975,000 | 1,020,000 | 1,315,000 | 1,210,000 |
| DeKalb County | 1,139,543 | 1,201,614 | 1,410,404 | 961,592 | 997,638 | 1,066,295 | 1,055,082 | 962,546 | 941,203 | 1,016,443 | 1,398,125 |
| De Soto Trail Regional | 43,100 | 87,459 | 41,590 | 45,678 | 50,808 | 55,605 | 67,882 | 71,927 | 71,783 | 88,976 | 49,072 |
| Dougherty County | 125,372 | 349,983 | 210,194 | 229,209 | 204,495 | 223,083 | 155,039 | 155,345 | 119,539 | 112,790 | 103,278 |
| East Central Georgia Regional | 686,352 | 330,971 | 356,412 | 301,038 | 396,439 | 341,073 | 376,844 | 280,340 | | | |
| Elbert County | 22,158 | 31,760 | 26,887 | 26,521 | 25,137 | 22,852 | 18,378 | 17,161 | 13,300 | 11,084 | 8,494 |
| Fitzgerald-Ben Hill County | 20,999 | 20,044 | 23,125 | 25,251 | 27,498 | 28,188 | 21,636 | 18,308 | 18,630 | 20,236 | 23,644 |
| Flint River Regional | 281,793 | 425,030 | 407,048 | 333,441 | 396,446 | 437,770 | 445,015 | 335,964 | 340,981 | 336,713 | 251,119 |
| Forsyth County | 150,124 | 173,503 | 182,778 | 232,151 | 129,498 | 117,972 | 95,451 | 90,349 | 91,378 | 86,852 | 88,123 |
| Greater Clarks Hill Regional | | | | | | | | 89,438 | 157,852 | 144,451 | 139,419 |
| Gwinnett County | 1,303,920 | 1,194,195 | 1,162,583 | 807,742 | 1,048,283 | 890,505 | 772,262 | 959,988 | 657,679 | 1,087,044 | 1,859,245 |
| Hall County | 165,500 | 201,000 | 197,431 | 176,190 | 139,008 | 93,741 | 83,254 | 77,942 | 102,844 | 121,522 | 56,320 |
| Hart County | 5,006 | 9,810 | 14,771 | 15,109 | 15,186 | 11,185 | 11,411 | 11,108 | 12,966 | 11,190 | 11,389 |
| Henry County | 119,818 | 126,641 | 155,030 | 113,000 | 300,300 | 300,500 | 266,482 | 167,281 | 69,417 | 65,095 | 72,810 |
| Houston County | 201,147 | 198,378 | 184,805 | 112,113 | 96,000 | 256,000 | 258,000 | 63,501 | 75,989 | 88,304 | 88,534 |
| Jefferson County | 24,120 | 26,323 | 38,358 | 42,967 | 44,665 | 41,638 | 40,981 | 35,508 | 32,260 | 27,818 | 27,880 |
| Kincaid Regional | 34,919 | 37,474 | 50,556 | 60,638 | 59,413 | 53,418 | 41,056 | 38,200 | 43,698 | 29,931 | 21,628 |
| Lake Blackshear Regional | 161,067 | 174,016 | 177,459 | 204,956 | 197,699 | 165,074 | 157,218 | 193,864 | 206,103 | 198,298 | 174,074 |
| Lee County | 19,848 | 41,659 | 39,991 | 39,999 | 41,251 | 30,815 | 30,560 | 30,621 | 33,142 | 27,258 | 24,358 |
| Live Oak | 645,798 | 707,118 | 764,009 | 728,224 | 678,537 | 504,082 | 642,715 | 575,544 | 817,354 | 490,321 | 454,079 |
| Marshes of Glynn | | | | | | | | 48,648 | 51,890 | 50,599 | 47,368 |
| Middle Georgia Regional | 475,941 | 473,626 | 483,494 | 472,617 | 463,051 | 480,140 | 521,868 | 528,450 | 312,642 | 292,534 | 174,228 |
| Moultrie-Colquitt County | 28,930 | 31,713 | 35,063 | 35,795 | 35,267 | 30,702 | 28,738 | 29,252 | 33,649 | 23,607 | 26,670 |
| Mountain Regional | 88,352 | 61,430 | 97,722 | 99,524 | 144,208 | 149,746 | 152,081 | 162,638 | 63,094 | 34,091 | 29,495 |
| Newton County | 269,552 | 291,552 | 308,382 | 339,413 | 26,381 | 139,014 | 56,494 | 115,260 | 97,445 | 77,146 | 81,610 |
| Northeast Georgia Regional | 86,026 | 103,757 | 137,600 | 92,261 | 116,099 | 155,915 | 132,725 | 88,556 | 71,552 | 67,620 | 94,724 |
| Northwest Georgia Regional | 82,561 | 130,498 | 111,814 | 81,155 | 57,686 | 49,014 | 44,072 | 39,400 | 48,400 | 51,013 | 54,626 |
| Ocmulgee Regional | 41,330 | 50,682 | 56,131 | 61,828 | 60,499 | 58,886 | 52,845 | 54,389 | 45,554 | 39,417 | 41,389 |
| Oconee Regional | 100,166 | 120,191 | 116,932 | 115,093 | 109,006 | 109,269 | 99,343 | 92,040 | 85,039 | 75,020 | 75,253 |
| Ochoppee Regional | 45,899 | 48,252 | 50,752 | 51,605 | 76,519 | 35,818 | 63,850 | 26,163 | 23,624 | 34,214 | 37,950 |
| Okefenokee Regional | 40,614 | 40,732 | 46,735 | 50,500 | 48,446 | 45,640 | 45,262 | 39,459 | 33,004 | 66,232 | 71,864 |
| Peach County | 40,436 | 47,683 | 55,966 | 51,385 | 72,914 | 70,456 | 69,364 | 68,827 | 73,523 | 57,760 | 58,688 |
| Piedmont Regional | 89,594 | 99,463 | 161,149 | 142,958 | 156,899 | 168,458 | 163,313 | 157,788 | 187,441 | 203,371 | 195,660 |
| Pine Mountain Regional | 50,956 | 69,216 | 64,372 | 63,949 | 71,359 | 72,326 | 58,991 | 50,424 | 48,781 | 40,260 | 38,256 |
| Roddenberry Memorial | 17,898 | 27,188 | 34,401 | 27,928 | 25,558 | 23,980 | 18,605 | 25,314 | 24,405 | 19,513 | 20,130 |
| Sara Hightower Regional | 179,497 | 282,671 | 300,046 | 304,272 | 292,545 | 229,025 | 190,488 | 178,593 | 178,580 | 192,193 | 97,139 |
| Satilla Regional | 52,188 | 59,804 | 71,959 | 69,167 | 48,710 | 62,524 | 54,631 | 38,602 | 39,353 | 23,678 | 23,284 |
| Screven-Jenkins Regional | 30,083 | 33,479 | 36,196 | 45,856 | 38,013 | 40,188 | 33,161 | 31,737 | 23,104 | 21,594 | 19,595 |
| Sequoyah Regional | 224,992 | 235,579 | 257,179 | 256,517 | 210,767 | 176,806 | 153,142 | 146,998 | 154,209 | 126,876 | 127,641 |
| South Georgia Regional | 94,565 | 113,230 | 133,628 | 140,363 | 141,215 | 126,287 | 107,421 | 111,357 | 123,280 | 150,406 | 144,356 |
| Southwest Georgia Regional | 114,217 | 120,794 | 121,166 | 128,371 | 128,752 | 124,481 | 119,564 | 142,236 | 147,323 | 121,520 | 91,008 |
| Statesboro Regional | 123,920 | 249,593 | 295,663 | 140,526 | 136,578 | 77,219 | 120,698 | 108,742 | 96,664 | 136,872 | 141,888 |
| Thomas County | 38,519 | 50,245 | 47,936 | 47,378 | 43,332 | 28,856 | 107,280 | 113,229 | 121,964 | 101,785 | 63,840 |
| Three Rivers Regional | 111,671 | 126,411 | 144,577 | 129,074 | 226,699 | 235,912 | 191,397 | 143,483 | 135,472 | 124,064 | 108,288 |
| Troup-Harris Regional | 160,195 | 81,413 | 137,076 | 145,126 | 180,842 | 205,702 | 206,131 | 118,444 | 83,496 | 71,628 | 53,915 |
| Twin Lakes | 40,089 | 35,987 | 34,454 | 37,830 | 36,363 | 33,065 | 36,930 | 43,430 | 37,353 | 27,035 | 22,228 |
| Uncle Remus Regional | 297,640 | 217,313 | 282,028 | 189,065 | 155,957 | 126,846 | 171,646 | 171,627 | 164,516 | 144,621 | 99,565 |
| West Georgia Regional | 528,380 | 552,075 | 592,066 | 425,986 | 464,947 | 432,807 | 423,440 | 405,486 | 580,335 | 415,115 | 352,290 |
| Worth County | | | 17,658 | 26,154 | 27,044 | 23,155 | 22,041 | 13,408 | 20,693 | 13,294 | 11,434 |
| Statewide Total | 13,360,702 | 14,054,682 | 15,018,105 | 13,508,851 | 13,346,575 | 13,176,228 | 12,993,797 | 13,224,365 | 11,628,980 | 11,925,786 | 12,199,464 |

Sources: Annual Reports of Georgia's public library systems for Fiscal Years 2006 – 2017

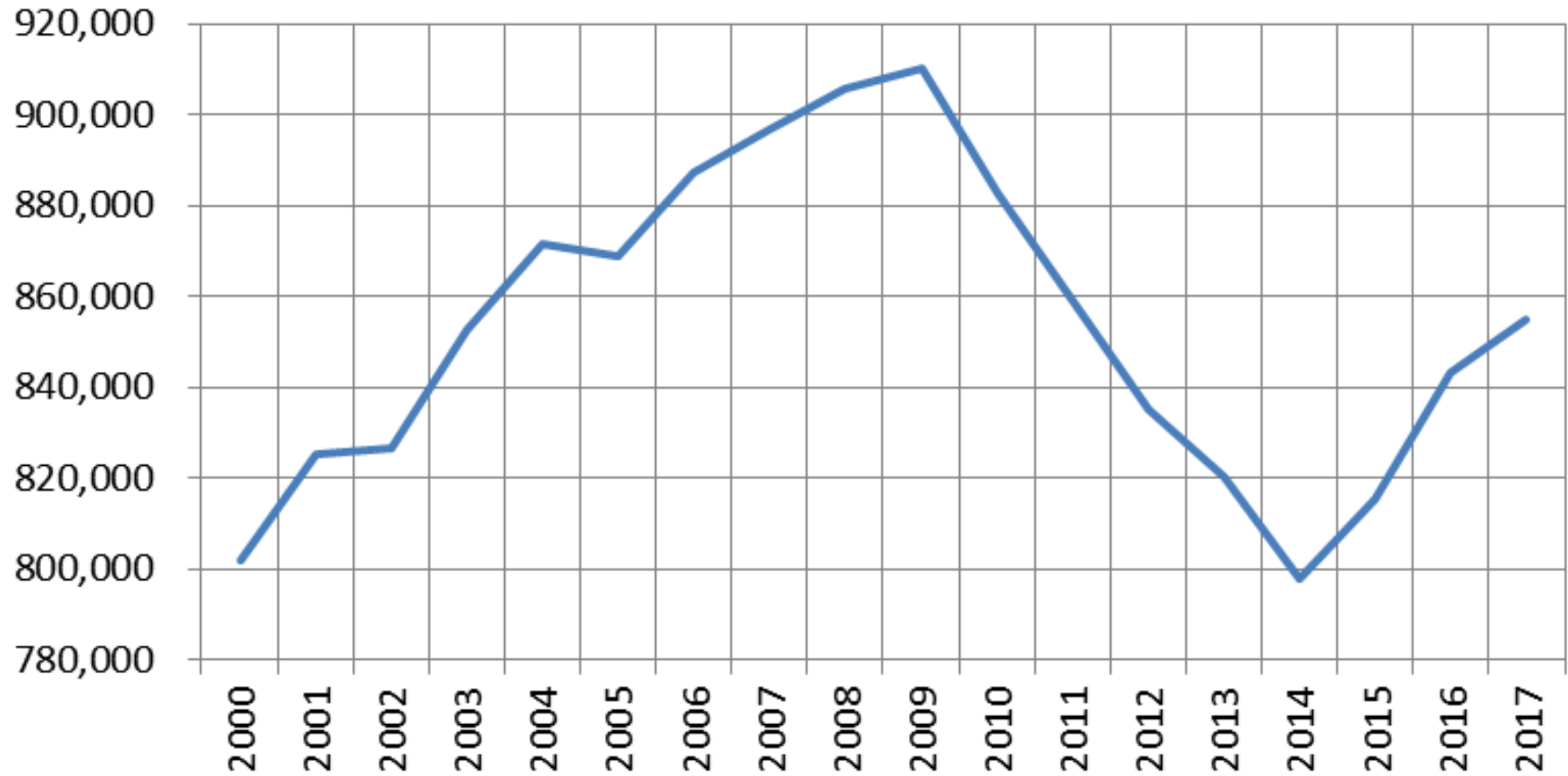


Public Service Hours

- In FY2017, public service hours in Georgia increased 1.4% over FY2016; this is the second year in a row with an increase in hours. From FY2009-2014, due to reduced local and state funding in those last five years, hours steadily decreased. Despite the increase since FY2015, FY2017 hours are still 6% lower than in FY2009.
- 19 of the 63 public library systems now show increased hours over FY2009. Of those, three systems (Forsyth County, Newton County, and Uncle Remus Regional) have increased their public service hours by more than 30%. An additional three systems (DeKalb County, Live Oak, and West Georgia Regional) all increased hours more than 10%.
- Over 40 systems have been forced to reduce public service hours since FY2009, with 12 systems reducing hours more than 20% since then.

Sources: Annual Reports of Georgia's public library systems for Fiscal Years 2009 – 2017

Total Public Service Hours for Georgia Libraries FY2000-2017



Sources: Annual Reports of Georgia's public library systems for Fiscal Years 2000 – 2017

| Public Service Hours by System | | | | | | | | | | | |
|--------------------------------|----------------|----------------|----------------|----------------|----------------|----------------|----------------|----------------|----------------|---------------------|----------------------------|
| Library System | 2009 | 2010 | 2011 | 2012 | 2013 | 2014 | 2015 | 2016 | 2017 | % Change since 2009 | Change in hours since 2009 |
| Athens Regional | 23,832 | 23,919 | 23,399 | 23,220 | 23,220 | 24,508 | 22,220 | 22,880 | 22,321 | -6.34% | (1,511) |
| Atlanta-Fulton | 82,460 | 75,482 | 80,114 | 76,902 | 78,682 | 62,372 | 57,577 | 81,584 | 83,671 | 1.47% | 1,211 |
| Augusta-Richmond | | | | | | | 14,358 | 14,265 | 15,695 | | |
| Bartow County | 6,956 | 6,821 | 6,773 | 6,824 | 6,831 | 6,707 | 6,874 | 7,031 | 7,031 | 1.08% | 75 |
| Bartram Trail Regional | 6,767 | 6,767 | 6,854 | 6,854 | 7,218 | 7,340 | 7,340 | 10,348 | 7,288 | 7.70% | 521 |
| Brooks County | 2,723 | 2,755 | 2,753 | 2,560 | 2,527 | 2,581 | 2,581 | 2,208 | 2,468 | -9.36% | (255) |
| Catoosa County | 2,944 | 2,893 | 2,916 | 3,000 | 3,000 | 5,034 | 2,266 | 2,300 | 2,278 | -22.62% | (666) |
| Chattahoochee Valley | 24,598 | 21,988 | 20,464 | 16,890 | 16,328 | 16,839 | 17,047 | 17,279 | 18,047 | -26.63% | (6,551) |
| Chattooga County | 3,957 | 3,848 | 3,848 | 3,905 | 3,908 | 3,836 | 3,883 | 3,830 | 3,897 | -1.52% | (60) |
| Cherokee Regional | 9,050 | 9,050 | 7,636 | 12,533 | 6,004 | 9,724 | 10,181 | 6,132 | 6,233 | -31.13% | (2,817) |
| Chestatee Regional | 4,098 | 4,058 | 3,980 | 3,947 | 3,516 | 4,166 | 4,166 | 4,061 | 4,435 | 8.22% | 337 |
| Clayton County | 17,718 | 18,360 | 18,210 | 18,294 | 21,543 | 18,233 | 18,193 | 18,064 | 18,195 | 2.69% | 477 |
| Coastal Plain Regional | 14,458 | 13,976 | 14,236 | 14,097 | 13,631 | 13,785 | 13,922 | 13,651 | 13,965 | -3.41% | (493) |
| Cobb County | 47,521 | 55,088 | 46,108 | 37,080 | 37,447 | 35,744 | 42,099 | 37,457 | 38,702 | -18.56% | (8,819) |
| Conyers-Rockdale | 2,690 | 2,563 | 2,683 | 2,467 | 2,697 | 2,522 | 2,687 | 2,690 | 2,947 | 9.55% | 257 |
| Coweta County | 9,736 | 9,028 | 8,332 | 8,792 | 9,604 | 9,960 | 9,960 | 10,944 | 10,128 | 4.03% | 392 |
| DeKalb County | 44,447 | 47,090 | 46,432 | 48,121 | 48,180 | 47,185 | 47,183 | 49,064 | 50,888 | 14.49% | 6,441 |
| De Soto Trail Regional | 8,964 | 8,432 | 8,980 | 9,103 | 9,090 | 8,047 | 9,349 | 9,284 | 9,422 | 5.11% | 458 |
| Dougherty County | 14,144 | 13,636 | 10,988 | 10,868 | 5,560 | 5,884 | 7,495 | 9,920 | 10,843 | -23.34% | (3,301) |
| East Central Georgia Regional | 35,754 | 33,900 | 32,380 | 33,689 | 32,065 | 20,962 | | | | | |
| Elbert County | 4,452 | 4,420 | 4,356 | 3,483 | 3,683 | 3,528 | 3,716 | 3,716 | 3,806 | -14.51% | (646) |
| Fitzgerald-Ben Hill County | 3,091 | 3,084 | 3,097 | 3,105 | 2,822 | 2,636 | 2,612 | 2,660 | 2,610 | -15.56% | (481) |
| Flint River Regional | 21,307 | 21,489 | 21,313 | 22,215 | 21,296 | 15,850 | 20,509 | 19,188 | 21,107 | -0.94% | (200) |
| Forsyth County | 6,112 | 5,488 | 6,489 | 8,018 | 7,884 | 10,417 | 11,722 | 12,188 | 12,170 | 99.12% | 6,058 |
| Greater Clarks Hill Regional | | | | | | 11,443 | 15,441 | 15,040 | 14,291 | | |
| Gwinnett County | 58,979 | 44,462 | 48,375 | 43,635 | 43,305 | 39,130 | 37,164 | 37,875 | 44,742 | -24.14% | (14,237) |
| Hall County | 14,505 | 13,962 | 13,833 | 8,616 | 9,745 | 10,327 | 10,364 | 10,462 | 10,828 | -25.35% | (3,677) |
| Hart County | 2,080 | 2,092 | 2,048 | 2,108 | 2,106 | 2,106 | 2,098 | 2,100 | 2,036 | -2.12% | (44) |
| Henry County | 14,315 | 14,040 | 8,692 | 8,040 | 8,056 | 4,864 | 8,016 | 8,092 | 9,536 | -33.38% | (4,779) |
| Houston County | 9,123 | 7,029 | 6,994 | 7,028 | 6,716 | 6,888 | 7,384 | 7,280 | 7,152 | -21.60% | (1,971) |
| Jefferson County | 7,105 | 7,304 | 7,245 | 7,327 | 7,164 | 6,971 | 5,760 | 5,760 | 6,094 | -14.23% | (1,011) |
| Kinchafoonee Regional | 12,403 | 11,278 | 11,078 | 11,163 | 10,221 | 10,702 | 9,472 | 10,062 | 10,303 | -16.93% | (2,100) |
| Lake Blackshear Regional | 10,688 | 10,639 | 10,631 | 10,575 | 10,564 | 10,362 | 12,730 | 10,391 | 10,124 | -5.28% | (564) |
| Lee County | 7,421 | 5,634 | 5,711 | 5,724 | 7,395 | 8,376 | 8,415 | 8,403 | 7,772 | 4.73% | 351 |
| Live Oak | 34,681 | 36,226 | 34,727 | 34,727 | 33,223 | 34,727 | 36,999 | 37,295 | 39,200 | 13.03% | 4,519 |
| Marshes of Glynn | | | | | | 4,444 | 4,424 | 4,628 | 4,329 | | |
| Middle Georgia Regional | 31,745 | 30,109 | 32,556 | 31,533 | 33,664 | 33,266 | 32,148 | 27,543 | 26,629 | -16.12% | (5,116) |
| Moultrie-Colquitt County | 3,461 | 3,524 | 3,463 | 3,459 | 3,448 | 3,426 | 3,465 | 3,518 | 3,427 | -0.98% | (34) |
| Mountain Regional | 8,859 | 8,260 | 8,612 | 8,892 | 8,849 | 8,110 | 7,957 | 8,128 | 7,589 | -14.34% | (1,270) |
| Newton County | 3,239 | 3,035 | 3,237 | 3,988 | 4,244 | 4,144 | 4,218 | 4,244 | 4,257 | 31.43% | 1,018 |
| Northeast Georgia Regional | 14,059 | 13,843 | 13,261 | 13,221 | 13,065 | 12,987 | 13,122 | 12,687 | 12,719 | -9.53% | (1,340) |
| Northwest Georgia Regional | 8,957 | 9,319 | 7,534 | 7,182 | 6,747 | 6,410 | 6,547 | 6,417 | 6,504 | -27.39% | (2,453) |
| Ocmulgee Regional | 11,292 | 11,292 | 11,246 | 11,439 | 11,140 | 11,098 | 10,401 | 10,454 | 10,532 | -6.73% | (760) |
| Oconee Regional | 10,188 | 9,629 | 9,037 | 9,189 | 8,053 | 5,000 | 7,907 | 8,226 | 8,254 | -18.98% | (1,934) |
| Ochoppee Regional | 11,523 | 13,004 | 11,162 | 8,425 | 8,187 | 8,961 | 11,421 | 10,885 | 11,800 | 2.40% | 277 |
| Okfeenokee Regional | 10,311 | 16,325 | 16,491 | 12,661 | 8,087 | 8,808 | 9,323 | 9,664 | 9,626 | -6.64% | (685) |
| Peach County | 3,900 | 3,904 | 3,851 | 3,822 | 3,711 | 3,446 | 3,955 | 3,916 | 3,769 | -3.36% | (131) |
| Piedmont Regional | 25,355 | 22,590 | 22,613 | 24,351 | 22,569 | 20,817 | 23,117 | 24,016 | 23,355 | -7.89% | (2,000) |
| Pine Mountain Regional | 12,857 | 12,951 | 11,911 | 12,007 | 11,267 | 10,949 | 10,087 | 11,432 | 11,448 | -10.96% | (1,409) |
| Roddenberry Memorial | 2,715 | 2,716 | 2,063 | 2,062 | 2,044 | 2,104 | 2,104 | 1,848 | 2,099 | -22.69% | (616) |
| Sara Hightower Regional | 10,323 | 9,886 | 9,766 | 9,678 | 9,151 | 9,171 | 9,258 | 9,133 | 9,785 | -5.21% | (538) |
| Satilla Regional | 12,961 | 9,695 | 8,741 | 7,605 | 7,548 | 7,452 | 7,667 | 7,081 | 6,297 | -51.42% | (6,664) |
| Screven-Jenkins Regional | 5,198 | 5,131 | 5,348 | 4,847 | 4,913 | 4,228 | 4,212 | 4,212 | 4,205 | -19.10% | (993) |
| Sequoyah Regional | 24,681 | 24,744 | 21,793 | 19,300 | 19,517 | 19,065 | 19,202 | 21,756 | 22,061 | -10.62% | (2,620) |
| South Georgia Regional | 10,188 | 7,080 | 13,551 | 13,503 | 11,407 | 11,965 | 11,900 | 11,969 | 9,903 | -2.80% | (285) |
| Southwest Georgia Regional | 6,421 | 6,709 | 6,620 | 6,678 | 6,818 | 7,036 | 7,168 | 7,396 | 7,278 | 13.35% | 857 |
| Statesboro Regional | 14,157 | 13,370 | 13,391 | 13,518 | 13,246 | 13,748 | 13,594 | 13,334 | 13,282 | -6.18% | (875) |
| Thomas County | 7,500 | 7,506 | 6,362 | 6,133 | 7,472 | 7,182 | 6,919 | 9,261 | 7,037 | -6.17% | (463) |
| Three Rivers Regional | 21,003 | 19,730 | 17,436 | 19,504 | 19,293 | 15,526 | 15,838 | 16,575 | 16,031 | -23.67% | (4,972) |
| Troup-Harris Regional | 7,633 | 7,612 | 6,980 | 6,524 | 7,318 | 7,308 | 7,230 | 7,266 | 7,433 | -2.62% | (200) |
| Twin Lakes | 4,838 | 5,196 | 4,291 | 3,532 | 3,149 | 3,149 | 3,149 | 3,860 | 4,018 | -16.95% | (820) |
| Uncle Remus Regional | 20,274 | 19,672 | 18,075 | 17,628 | 20,910 | 22,976 | 25,762 | 26,742 | 26,937 | 32.86% | 6,663 |
| West Georgia Regional | 34,898 | 37,060 | 35,840 | 37,309 | 36,991 | 38,890 | 39,183 | 41,098 | 41,657 | 19.37% | 6,759 |
| Worth County | 2,436 | 2,122 | 2,136 | 2,244 | 2,222 | 2,489 | 2,509 | 2,508 | 2,486 | 2.05% | 50 |
| Statewide | 910,051 | 882,815 | 859,042 | 835,144 | 820,261 | 797,911 | 815,570 | 843,301 | 854,972 | -6.05% | (55,079) |

Sources: Annual Reports of Georgia's public library systems for Fiscal Years 2009 – 2017

Collections Owned by Georgia Public Libraries

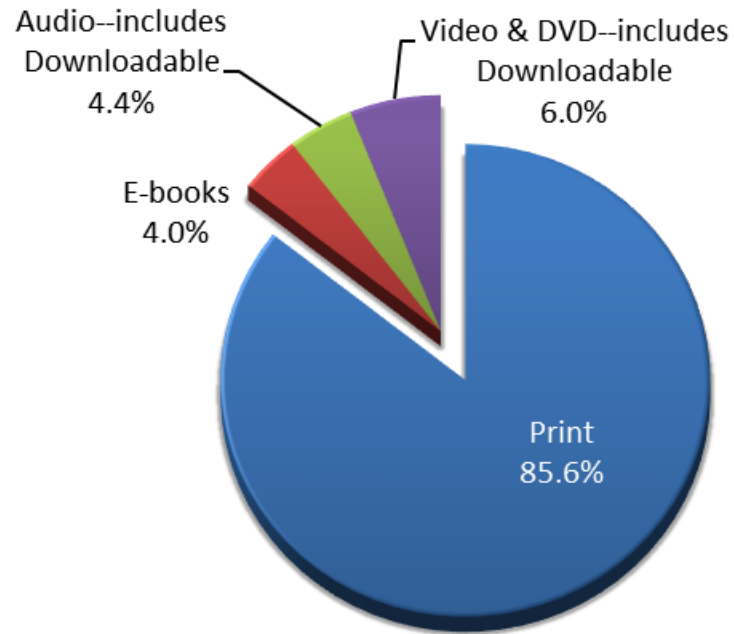
- At the end of FY2017, there were 18,959,598 (1.8 per capita) print, electronic books, audio, and video items in the collections of Georgia public libraries.
- 65% of Georgia public library systems were above the state average of 1.8 items per capita.
- As the population of Georgia has grown, the state's ranking in print materials per capita has remained near the bottom; Georgia ranked 46th in the nation in this category in FY2015.
- Of note for FY2017, with over 750,000 E-books available to the public, Georgia libraries offered over 6% more E-books than in FY2016, after the significant increase of 75% more E-books from FY2015 to FY2016.

Per Capita Expenditures for Books and Other Library Materials

- Georgia public libraries spent an average of \$1.77 per capita for materials in FY2017.
- The per capita expenditure for materials in Georgia public libraries has historically been below the national average, which in FY2015 was \$4.12 per capita; Georgia ranked 48th with an expenditure per capita of \$1.69. In FY2017, all Georgia public libraries were below this national average.
- 75% of Georgia public library systems fell below the state average of \$1.77 per capita for FY2017.

Sources: Annual Reports of Georgia's public library systems for Fiscal Year 2015-2017 and the Institute of Museum and Library Services (IMLS) Public Libraries Survey for Fiscal Year 2015

Library Materials by Category FY2017



Sources: Annual Reports of Georgia's public library systems for Fiscal Year 2017

| Library Materials Per Capita in Georgia Public Libraries - FY2017 | | | | | | | |
|---|-------------------|----------------|-------------------------------|-------------------------------------|------------------------------------|-------------------|-------------|
| Library System | Materials 2017 | | | | Total | Population | Per Capita |
| | Print Books | E-books | Audio (includes downloadable) | Video & DVD (includes downloadable) | | | |
| Athens Regional | 378,981 | 11,680 | 15,025 | 33,386 | 439,072 | 228,317 | 1.92 |
| Atlanta-Fulton | 2,325,808 | 216,361 | 112,974 | 135,034 | 2,790,177 | 1,052,908 | 2.65 |
| Augusta-Richmond | 282,834 | 11,274 | 10,874 | 27,704 | 332,686 | 205,246 | 1.62 |
| Bartow County | 137,118 | 18,787 | 9,762 | 12,311 | 177,978 | 105,603 | 1.69 |
| Bartram Trail Regional | 100,117 | 367 | 1,133 | 6,042 | 107,659 | 33,464 | 3.22 |
| Brooks County | 69,032 | 0 | 310 | 1,177 | 70,519 | 15,413 | 4.58 |
| Catoosa County | 98,649 | 11,468 | 9,565 | 8,719 | 128,401 | 67,733 | 1.90 |
| Chattahoochee Valley | 357,789 | 9,374 | 21,308 | 44,754 | 433,225 | 236,833 | 1.83 |
| Chattooga County | 43,405 | 11,226 | 6,069 | 4,770 | 65,470 | 25,204 | 2.60 |
| Cherokee Regional | 135,783 | 11,226 | 8,163 | 9,642 | 164,814 | 85,839 | 1.92 |
| Chestatee Regional | 96,302 | 11,372 | 11,590 | 8,823 | 128,087 | 56,899 | 2.25 |
| Clayton County | 478,174 | 3,135 | 9,946 | 8,712 | 499,967 | 275,079 | 1.82 |
| Coastal Plain Regional | 229,953 | 11,226 | 8,403 | 26,970 | 276,552 | 95,314 | 2.90 |
| Cobb County | 928,028 | 18,659 | 52,129 | 77,139 | 1,075,955 | 754,461 | 1.43 |
| Coryers-Rockdale | 117,743 | 2,623 | 7,820 | 8,900 | 137,086 | 91,679 | 1.50 |
| Coweta County | 244,599 | 6 | 6,416 | 8,990 | 260,011 | 144,098 | 1.80 |
| DeKalb County | 855,410 | 10,573 | 43,705 | 44,128 | 953,816 | 739,002 | 1.29 |
| De Soto Trail Regional | 119,675 | 0 | 2,620 | 6,357 | 128,652 | 36,690 | 3.51 |
| Dougherty County | 274,901 | 12,495 | 21,567 | 42,514 | 351,477 | 93,315 | 3.77 |
| Elbert County | 48,538 | 11,226 | 6,001 | 3,291 | 69,056 | 19,474 | 3.55 |
| Fitzgerald-Ben Hill County | 55,159 | 11,226 | 5,240 | 3,062 | 74,687 | 17,868 | 4.18 |
| Flint River Regional | 473,326 | 11,372 | 22,992 | 18,456 | 526,146 | 266,576 | 1.97 |
| Forsyth County | 300,708 | 10,283 | 18,906 | 20,674 | 350,571 | 222,640 | 1.57 |
| Greater Clarks Hill Regional | 251,128 | 6,389 | 12,604 | 31,367 | 301,488 | 185,410 | 1.63 |
| Gwinnett County | 774,108 | 23,393 | 65,508 | 45,825 | 908,834 | 930,553 | 0.98 |
| Hall County | 270,039 | 670 | 9,055 | 18,592 | 298,356 | 200,560 | 1.49 |
| Hart County | 35,880 | 0 | 578 | 1,364 | 37,822 | 25,809 | 1.47 |
| Henry County | 253,163 | 11,249 | 17,228 | 6,127 | 287,767 | 228,179 | 1.26 |
| Houston County | 179,831 | 11,226 | 8,890 | 7,233 | 207,180 | 156,768 | 1.32 |
| Jefferson County | 62,200 | 0 | 1,933 | 3,450 | 67,583 | 16,251 | 4.16 |
| Kincafoonee Regional | 107,079 | 82 | 1,468 | 11,788 | 120,417 | 30,161 | 3.99 |
| Lake Blackshear Regional | 165,739 | 11,365 | 8,025 | 5,279 | 190,408 | 73,833 | 2.58 |
| Lee County | 71,779 | 11,647 | 8,716 | 13,969 | 106,111 | 31,155 | 3.41 |
| Live Oak | 448,876 | 7,988 | 1,489 | 68,432 | 526,785 | 419,173 | 1.26 |
| Marshes of Glynn | 86,671 | 745 | 4,985 | 6,214 | 98,615 | 85,202 | 1.16 |
| Middle Georgia Regional | 497,371 | 1,013 | 17,748 | 8,659 | 524,791 | 229,977 | 2.28 |
| Moultrie-Colquitt County | 111,380 | 11,226 | 6,409 | 803 | 129,818 | 48,195 | 2.69 |
| Mountain Regional | 147,972 | 11,226 | 10,435 | 9,190 | 178,823 | 57,399 | 3.12 |
| Newton County | 98,906 | 11,226 | 13,796 | 8,887 | 132,815 | 110,493 | 1.20 |
| Northeast Georgia Regional | 209,271 | 13,006 | 5,791 | 17,787 | 245,855 | 116,091 | 2.12 |
| Northwest Georgia Regional | 183,548 | 0 | 8,212 | 17,027 | 208,787 | 203,860 | 1.02 |
| Ocmulgee Regional | 114,379 | 11,226 | 6,546 | 2,208 | 134,359 | 79,044 | 1.70 |
| Oconee Regional | 174,571 | 11,251 | 7,364 | 4,567 | 197,753 | 89,431 | 2.21 |
| Ohoopsee Regional | 178,472 | 11,226 | 7,550 | 6,589 | 203,837 | 78,863 | 2.58 |
| Okfenokee Regional | 94,128 | 12,541 | 7,285 | 8,559 | 122,513 | 93,448 | 1.31 |
| Peach County | 84,349 | 11,226 | 6,247 | 3,354 | 105,176 | 27,413 | 3.84 |
| Piedmont Regional | 225,412 | 7,577 | 11,290 | 22,063 | 266,342 | 164,982 | 1.61 |
| Pine Mountain Regional | 103,879 | 11,226 | 6,428 | 8,129 | 129,662 | 62,378 | 2.08 |
| Roddenbery Memorial | 66,565 | 11,226 | 5,432 | 2,081 | 85,304 | 26,110 | 3.27 |
| Sara Hightower Regional | 347,446 | 12,436 | 13,917 | 38,833 | 412,632 | 139,835 | 2.95 |
| Satilla Regional | 79,608 | 11,226 | 833 | 1,911 | 93,578 | 52,984 | 1.77 |
| Screven-Jenkins Regional | 82,379 | 11,226 | 6,405 | 4,196 | 104,206 | 23,609 | 4.41 |
| Sequoyah Regional | 299,165 | 4,257 | 12,438 | 7,871 | 323,731 | 307,437 | 1.05 |
| South Georgia Regional | 230,053 | 11,226 | 8,891 | 26,752 | 276,922 | 134,269 | 2.06 |
| Southwest Georgia Regional | 176,698 | 11,355 | 8,959 | 9,682 | 206,694 | 42,653 | 4.85 |
| Statesboro Regional | 208,363 | 11,226 | 9,725 | 9,819 | 239,133 | 158,190 | 1.51 |
| Thomas County | 114,296 | 11,226 | 8,670 | 7,509 | 141,701 | 46,166 | 3.07 |
| Three Rivers Regional | 240,114 | 531 | 9,383 | 20,567 | 270,595 | 149,121 | 1.81 |
| Troup-Harris Regional | 161,041 | 11,226 | 9,270 | 10,182 | 191,719 | 106,324 | 1.80 |
| Twin Lakes | 70,465 | 11,226 | 6,044 | 7,141 | 94,876 | 46,875 | 2.02 |
| Uncle Remus Regional | 296,338 | 860 | 14,814 | 19,736 | 331,748 | 171,443 | 1.94 |
| West Georgia Regional | 734,951 | 4,459 | 40,043 | 75,143 | 854,596 | 467,577 | 1.83 |
| Worth County | 37,162 | 11,226 | 5,290 | 4,884 | 58,562 | 21,181 | 2.76 |
| Statewide | 16,226,807 | 759,615 | 828,212 | 1,145,324 | 18,959,958 | 10,508,057 | 1.80 |
| Statewide (Print Books Only) FY2017 | | 1.54 | | | National (Print Books Only) FY2015 | | 2.36 |
| Statewide (Print Books Only) FY2015 | | 1.61 | | | Georgia State Ranking FY2015 | | 46 |

Sources: Annual Reports of Georgia's public library systems for Fiscal Year 2017 and the Institute of Museum and Library Services (IMLS) Public Libraries Survey for Fiscal Year 2015

| Print Books Owned by Georgia Public Libraries - FY2015 -2017 | | | | | | | | | |
|--|-------------------|-------------------|-------------|-------------------|-------------------|-------------|---|-------------------|-------------|
| Library System | 2015 | | | 2016 | | | 2017 | | |
| | Books | Population | Per Capita | Books | Population | Per Capita | Books | Population | Per Capita |
| Athens Regional | 371,780 | 224,115 | 1.66 | 380,169 | 226,216 | 1.68 | 378,981 | 228,317 | 1.66 |
| Atlanta-Fulton | 2,372,648 | 1,018,601 | 2.33 | 2,619,417 | 1,035,754 | 2.53 | 2,325,808 | 1,052,908 | 2.21 |
| Augusta-Richmond | 313,846 | 203,625 | 1.54 | 314,562 | 204,435 | 1.54 | 282,834 | 205,246 | 1.38 |
| Bartow County | 131,566 | 103,438 | 1.27 | 139,560 | 104,521 | 1.34 | 137,118 | 105,603 | 1.30 |
| Bartram Trail Regional | 112,664 | 33,371 | 3.38 | 113,044 | 33,417 | 3.38 | 100,117 | 33,464 | 2.99 |
| Brooks County | 73,157 | 15,464 | 4.73 | 72,132 | 15,439 | 4.67 | 69,032 | 15,413 | 4.48 |
| Catoosa County | 114,571 | 66,522 | 1.72 | 111,114 | 67,127 | 1.66 | 98,649 | 67,733 | 1.46 |
| Chattahoochee Valley | 342,030 | 233,503 | 1.46 | 348,573 | 235,168 | 1.48 | 357,789 | 236,833 | 1.51 |
| Chattooga County | 44,097 | 25,171 | 1.75 | 44,136 | 25,187 | 1.75 | 43,405 | 25,204 | 1.72 |
| Cherokee Regional | 135,833 | 85,272 | 1.59 | 138,997 | 85,555 | 1.62 | 135,783 | 85,839 | 1.58 |
| Chestatee Regional | 99,730 | 55,252 | 1.81 | 98,243 | 56,075 | 1.75 | 96,302 | 56,899 | 1.69 |
| Clayton County | 482,847 | 269,649 | 1.79 | 545,800 | 272,364 | 2.00 | 478,174 | 275,079 | 1.74 |
| Coastal Plain Regional | 265,043 | 94,637 | 2.80 | 227,541 | 94,976 | 2.40 | 229,953 | 95,314 | 2.41 |
| Cobb County | 914,272 | 735,825 | 1.24 | 962,432 | 745,143 | 1.29 | 928,028 | 754,461 | 1.23 |
| Conyers-Rockdale | 121,338 | 89,299 | 1.36 | 97,319 | 90,489 | 1.08 | 117,743 | 91,679 | 1.28 |
| Coweta County | 175,403 | 138,639 | 1.27 | 172,430 | 141,369 | 1.22 | 244,599 | 144,098 | 1.70 |
| DeKalb County | 805,709 | 726,171 | 1.11 | 813,634 | 732,586 | 1.11 | 855,410 | 739,002 | 1.16 |
| De Soto Trail Regional | 113,418 | 36,809 | 3.08 | 121,132 | 36,749 | 3.30 | 119,675 | 36,690 | 3.26 |
| Dougherty County | 286,051 | 93,142 | 3.07 | 322,941 | 93,228 | 3.46 | 274,901 | 93,315 | 2.95 |
| Elbert County | 50,295 | 19,537 | 2.57 | 46,597 | 19,505 | 2.39 | 48,538 | 19,474 | 2.49 |
| Fitzgerald-Ben Hill County | 56,629 | 17,691 | 3.20 | 56,392 | 17,780 | 3.17 | 55,159 | 17,868 | 3.09 |
| Flint River Regional | 480,645 | 262,435 | 1.83 | 439,541 | 264,506 | 1.66 | 473,326 | 266,576 | 1.78 |
| Forsyth County | 313,022 | 209,023 | 1.50 | 308,600 | 215,831 | 1.43 | 300,708 | 222,640 | 1.35 |
| Greater Clarks Hill Regional | 271,355 | 178,529 | 1.52 | 244,647 | 181,970 | 1.34 | 251,128 | 185,410 | 1.35 |
| Gwinnett County | 686,752 | 894,928 | 0.77 | 656,156 | 912,741 | 0.72 | 774,108 | 930,553 | 0.83 |
| Hall County | 254,585 | 194,153 | 1.31 | 337,265 | 197,356 | 1.71 | 270,039 | 200,560 | 1.35 |
| Hart County | 34,027 | 25,628 | 1.33 | 34,634 | 25,718 | 1.35 | 35,880 | 25,809 | 1.39 |
| Henry County | 235,510 | 219,654 | 1.07 | 253,276 | 223,916 | 1.13 | 253,163 | 228,179 | 1.11 |
| Houston County | 178,847 | 152,213 | 1.17 | 201,859 | 154,491 | 1.31 | 179,831 | 156,768 | 1.15 |
| Jefferson County | 43,837 | 16,286 | 2.69 | 61,352 | 16,268 | 3.77 | 62,200 | 16,251 | 3.83 |
| Kinchafoonee Regional | 102,679 | 30,517 | 3.36 | 104,796 | 30,339 | 3.45 | 107,079 | 30,161 | 3.55 |
| Lake Blackshear Regional | 190,553 | 73,963 | 2.58 | 234,341 | 73,898 | 3.17 | 165,739 | 73,833 | 2.24 |
| Lee County | 66,486 | 30,113 | 2.21 | 76,881 | 30,634 | 2.51 | 71,779 | 31,155 | 2.30 |
| Live Oak | 472,489 | 408,098 | 1.16 | 448,623 | 413,636 | 1.08 | 448,876 | 419,173 | 1.07 |
| Marshes of Glynn | 87,587 | 83,355 | 1.05 | 84,064 | 84,279 | 1.00 | 86,671 | 85,202 | 1.02 |
| Middle Georgia Regional | 563,978 | 228,846 | 2.46 | 567,780 | 229,412 | 2.47 | 497,371 | 229,977 | 2.16 |
| Moultrie-Colquitt County | 120,323 | 47,235 | 2.55 | 115,853 | 47,715 | 2.43 | 111,380 | 48,195 | 2.31 |
| Mountain Regional | 148,289 | 56,748 | 2.61 | 147,270 | 57,074 | 2.58 | 147,972 | 57,399 | 2.58 |
| Newton County | 117,999 | 106,470 | 1.11 | 142,800 | 108,481 | 1.32 | 98,906 | 110,493 | 0.90 |
| Northeast Georgia Regional | 186,759 | 114,553 | 1.63 | 191,808 | 115,322 | 1.66 | 209,271 | 116,091 | 1.80 |
| Northwest Georgia Regional | 217,441 | 200,915 | 1.08 | 193,602 | 202,387 | 0.96 | 183,548 | 203,860 | 0.90 |
| Ocmulgee Regional | 126,424 | 79,019 | 1.60 | 114,234 | 79,032 | 1.45 | 114,379 | 79,044 | 1.45 |
| Oconee Regional | 166,870 | 88,844 | 1.88 | 172,301 | 89,137 | 1.93 | 174,571 | 89,431 | 1.95 |
| Ohoopee Regional | 158,631 | 77,844 | 2.04 | 180,388 | 78,353 | 2.30 | 178,472 | 78,863 | 2.26 |
| Okfeenokee Regional | 113,926 | 92,273 | 1.23 | 105,193 | 92,861 | 1.13 | 94,128 | 93,448 | 1.01 |
| Peach County | 76,958 | 27,214 | 2.83 | 79,649 | 27,313 | 2.92 | 84,349 | 27,413 | 3.08 |
| Piedmont Regional | 219,173 | 157,947 | 1.39 | 225,214 | 161,465 | 1.39 | 225,412 | 164,982 | 1.37 |
| Pine Mountain Regional | 119,457 | 62,548 | 1.91 | 112,456 | 62,463 | 1.80 | 103,879 | 62,378 | 1.67 |
| Roddenbery Memorial | 66,287 | 25,694 | 2.58 | 62,776 | 25,902 | 2.42 | 66,565 | 26,110 | 2.55 |
| Sara Hightower Regional | 454,064 | 138,420 | 3.28 | 411,896 | 139,127 | 2.96 | 347,446 | 139,835 | 2.48 |
| Satilla Regional | 92,368 | 52,247 | 1.77 | 91,111 | 52,615 | 1.73 | 79,608 | 52,984 | 1.50 |
| Screven-Jenkins Regional | 83,880 | 23,559 | 3.56 | 86,154 | 23,584 | 3.65 | 82,379 | 23,609 | 3.49 |
| Sequoyah Regional | 312,600 | 295,353 | 1.06 | 304,787 | 301,395 | 1.01 | 299,165 | 307,437 | 0.97 |
| South Georgia Regional | 331,923 | 130,825 | 2.54 | 229,208 | 132,547 | 1.73 | 230,053 | 134,269 | 1.71 |
| Southwest Georgia Regional | 173,671 | 42,444 | 4.09 | 176,347 | 42,549 | 4.14 | 176,698 | 42,653 | 4.14 |
| Statesboro Regional | 208,377 | 153,599 | 1.36 | 206,238 | 155,895 | 1.32 | 208,363 | 158,190 | 1.32 |
| Thomas County | 116,630 | 45,517 | 2.56 | 114,562 | 45,842 | 2.50 | 114,296 | 46,166 | 2.48 |
| Three Rivers Regional | 246,739 | 146,426 | 1.69 | 241,662 | 147,773 | 1.64 | 240,114 | 149,121 | 1.61 |
| Troup-Harris Regional | 145,108 | 104,020 | 1.40 | 161,996 | 105,172 | 1.54 | 161,041 | 106,324 | 1.51 |
| Twin Lakes | 73,934 | 46,457 | 1.59 | 76,260 | 46,666 | 1.63 | 70,465 | 46,875 | 1.50 |
| Uncle Remus Regional | 304,259 | 167,575 | 1.82 | 303,824 | 169,509 | 1.79 | 296,338 | 171,443 | 1.73 |
| West Georgia Regional | 739,059 | 451,656 | 1.64 | 756,998 | 459,617 | 1.65 | 734,951 | 467,577 | 1.57 |
| Worth County | 33,232 | 21,236 | 1.56 | 33,150 | 21,208 | 1.56 | 37,162 | 21,181 | 1.75 |
| Statewide | 16,519,660 | 10,250,112 | 1.61 | 16,837,717 | 10,379,084 | 1.62 | 16,226,807 | 10,508,057 | 1.54 |
| Statewide (Print Books Only) FY2015 | | | 1.61 | | | | National (Print Books Only) FY2015 | | 2.36 |
| | | | | | | | Georgia State Ranking FY2015 | | 46 |

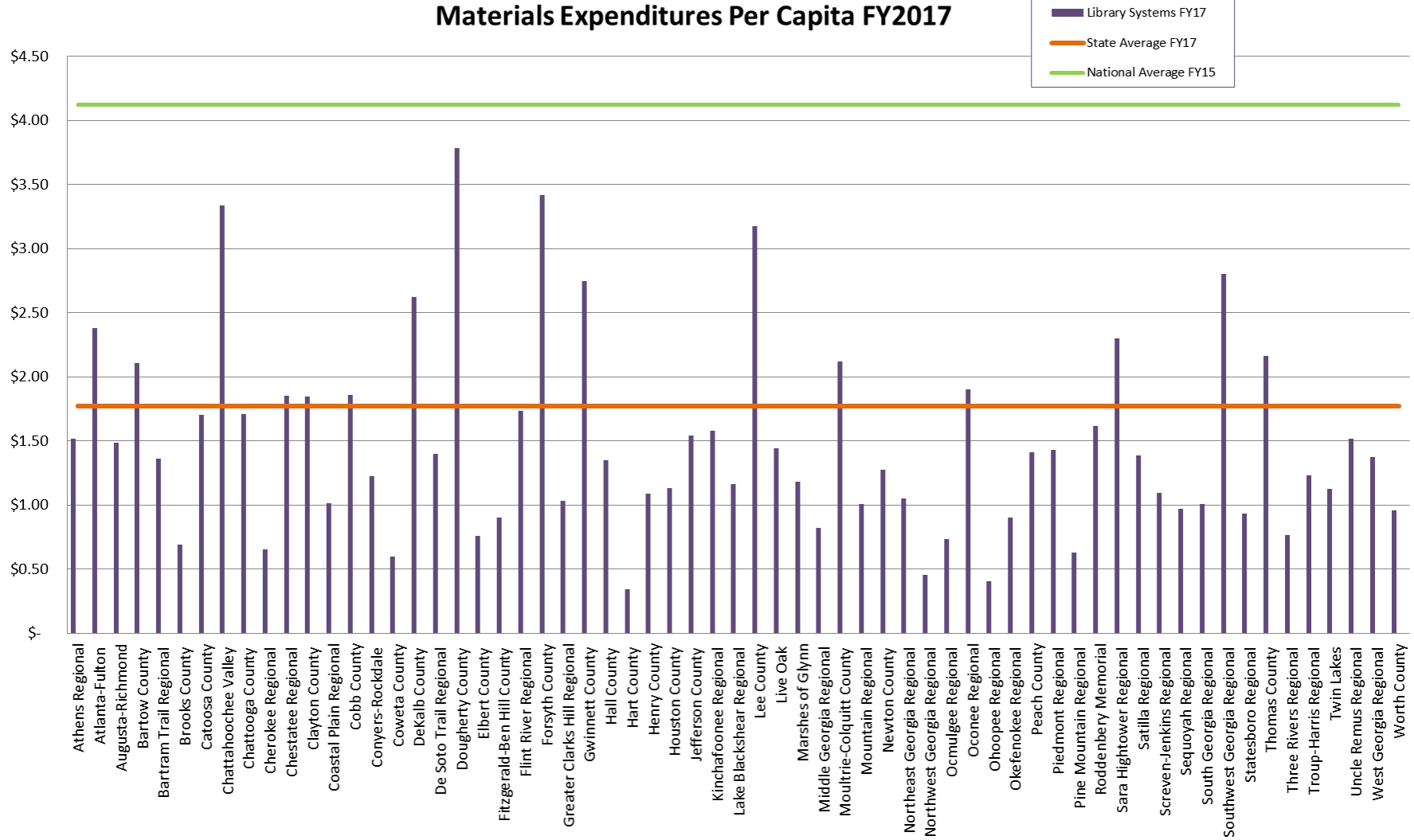
Sources: Annual Reports of Georgia's public library systems for Fiscal Years 2015 – 2017 and the Institute of Museum and Library Services (IMLS) Public Libraries Survey for Fiscal Year 2015

| E-books Available at Georgia Public Libraries - FY2015-2017 | | | | | | | | | |
|---|---------|------------|------------|---------|------------|------------|---------|------------|------------|
| Library System | 2015 | | | 2016 | | | 2017 | | |
| | E-books | Population | Per Capita | E-books | Population | Per Capita | E-books | Population | Per Capita |
| Athens Regional | 8,906 | 224,115 | 0.04 | 10,925 | 226,216 | 0.05 | 11,680 | 228,317 | 0.05 |
| Atlanta-Fulton | 40,079 | 1,018,601 | 0.04 | 232,772 | 1,035,754 | 0.22 | 216,361 | 1,052,908 | 0.21 |
| Augusta-Richmond | 8,484 | 203,625 | 0.04 | 10,500 | 204,435 | 0.05 | 11,274 | 205,246 | 0.05 |
| Bartow County | 12,366 | 103,438 | 0.12 | 22,657 | 104,521 | 0.22 | 18,787 | 105,603 | 0.18 |
| Bartram Trail Regional | 8484 | 33,371 | 0.25 | 298 | 33,417 | 0.01 | 367 | 33,464 | 0.01 |
| Brooks County | 0 | 15,464 | - | 0 | 15,439 | - | 0 | 15,413 | - |
| Catoosa County | 8484 | 66,522 | 0.13 | 10363 | 67,127 | 0.15 | 11,468 | 67,733 | 0.17 |
| Chattahoochee Valley | 3,710 | 233,503 | 0.02 | 7,179 | 235,168 | 0.03 | 9,374 | 236,833 | 0.04 |
| Chattooga County | 8454 | 25,171 | 0.34 | 10291 | 25,187 | 0.41 | 11,226 | 25,204 | 0.45 |
| Cherokee Regional | 8,493 | 85,272 | 0.10 | 10,291 | 85,555 | 0.12 | 11,226 | 85,839 | 0.13 |
| Chestatee Regional | 8,619 | 55,252 | 0.16 | 10,765 | 56,075 | 0.19 | 11,372 | 56,899 | 0.20 |
| Clayton County | 1,872 | 269,649 | 0.01 | 2,344 | 272,364 | 0.01 | 3,135 | 275,079 | 0.01 |
| Coastal Plain Regional | 8,462 | 94,637 | 0.09 | 10,291 | 94,976 | 0.11 | 11,226 | 95,314 | 0.12 |
| Cobb County | 14,978 | 735,825 | 0.02 | 17,070 | 745,143 | 0.02 | 18,659 | 754,461 | 0.02 |
| Conyers-Rockdale | 1,904 | 89,299 | 0.02 | 2,255 | 90,489 | 0.02 | 2,623 | 91,679 | 0.03 |
| Coweta County | 1141 | 138,639 | 0.01 | 1353 | 141,369 | 0.01 | 6 | 144,098 | 0.00 |
| DeKalb County | 4,801 | 726,171 | 0.01 | 7,508 | 732,586 | 0.01 | 10,573 | 739,002 | 0.01 |
| De Soto Trail Regional | 6,653 | 36,809 | 0.18 | 0 | 36,749 | - | 0 | 36,690 | - |
| Dougherty County | 8,808 | 93,142 | 0.09 | 10,357 | 93,228 | 0.11 | 12,495 | 93,315 | 0.13 |
| Elbert County | 7,354 | 19,537 | 0.38 | 10,291 | 19,505 | 0.53 | 11,226 | 19,474 | 0.58 |
| Fitzgerald-Ben Hill County | 0 | 17,691 | - | 10291 | 17,780 | 0.58 | 11,226 | 17,868 | 0.63 |
| Flint River Regional | 6,321 | 262,435 | 0.02 | 11,087 | 264,506 | 0.04 | 11,372 | 266,576 | 0.04 |
| Forsyth County | 7,550 | 209,023 | 0.04 | 6,180 | 215,831 | 0.03 | 10,283 | 222,640 | 0.05 |
| Greater Clarks Hill Regional | 5,299 | 178,529 | 0.03 | 5,159 | 181,970 | 0.03 | 6,389 | 185,410 | 0.03 |
| Gwinnett County | 20,272 | 894,928 | 0.02 | 29,620 | 912,741 | 0.03 | 23,393 | 930,553 | 0.03 |
| Hall County | 528 | 194,153 | 0.00 | 3106 | 197,356 | 0.02 | 670 | 200,560 | 0.00 |
| Hart County | 0 | 25,628 | - | 0 | 25,718 | - | 0 | 25,809 | - |
| Henry County | 8,484 | 219,654 | 0.04 | 10,376 | 223,916 | 0.05 | 11,249 | 228,179 | 0.05 |
| Houston County | 8,484 | 152,213 | 0.06 | 10,290 | 154,491 | 0.07 | 11,226 | 156,768 | 0.07 |
| Jefferson County | 0 | 16,286 | - | 0 | 16,268 | - | 0 | 16,251 | - |
| Kinchafoonee Regional | 65 | 30,517 | 0.00 | 88 | 30,339 | 0.00 | 82 | 30,161 | 0.00 |
| Lake Blackshear Regional | 8,526 | 73,963 | 0.12 | 10,394 | 73,898 | 0.14 | 11,365 | 73,833 | 0.15 |
| Lee County | 8,646 | 30,113 | 0.29 | 10,448 | 30,634 | 0.34 | 11,647 | 31,155 | 0.37 |
| Live Oak | 7,125 | 408,098 | 0.02 | 7,125 | 413,636 | 0.02 | 7,988 | 419,173 | 0.02 |
| Marshes of Glynn | 368 | 83,355 | 0.00 | 400 | 84,279 | 0.00 | 745 | 85,202 | 0.01 |
| Middle Georgia Regional | 1,210 | 228,846 | 0.01 | 957 | 229,412 | 0.00 | 1,013 | 229,977 | 0.00 |
| Moultrie-Colquitt County | 8,462 | 47,235 | 0.18 | 10,291 | 47,715 | 0.22 | 11,226 | 48,195 | 0.23 |
| Mountain Regional | 8484 | 56,748 | 0.15 | 10602 | 57,074 | 0.19 | 11,226 | 57,399 | 0.20 |
| Newton County | 8484 | 106,470 | 0.08 | 10339 | 108,481 | 0.10 | 11,226 | 110,493 | 0.10 |
| Northeast Georgia Regional | 581 | 114,553 | 0.01 | 11191 | 115,322 | 0.10 | 13,006 | 116,091 | 0.11 |
| Northwest Georgia Regional | 602 | 200,915 | 0.00 | 647 | 202,387 | 0.00 | 0 | 203,860 | - |
| Ocmulgee Regional | 0 | 79,019 | - | 10291 | 79,032 | 0.13 | 11,226 | 79,044 | 0.14 |
| Oconee Regional | 8,064 | 88,844 | 0.09 | 10,312 | 89,137 | 0.12 | 11,251 | 89,431 | 0.13 |
| Ochopee Regional | 7,582 | 77,844 | 0.10 | 10,291 | 78,353 | 0.13 | 11,226 | 78,863 | 0.14 |
| Okfenokee Regional | 0 | 92,273 | - | 10865 | 92,861 | 0.12 | 12,541 | 93,448 | 0.13 |
| Peach County | 7,555 | 27,214 | 0.28 | 10,291 | 27,313 | 0.38 | 11,226 | 27,413 | 0.41 |
| Piedmont Regional | 4,422 | 157,947 | 0.03 | 6,344 | 161,465 | 0.04 | 7,577 | 164,982 | 0.05 |
| Pine Mountain Regional | 0 | 62,548 | - | 0 | 62,463 | - | 11,226 | 62,378 | 0.18 |
| Roddenbery Memorial | 8484 | 25,694 | 0.33 | 10291 | 25,902 | 0.40 | 11,226 | 26,110 | 0.43 |
| Sara Hightower Regional | 9,600 | 138,420 | 0.07 | 12,261 | 139,127 | 0.09 | 12,436 | 139,835 | 0.09 |
| Satilla Regional | 0 | 52,247 | - | 0 | 52,615 | - | 11,226 | 52,984 | 0.21 |
| Screven-Jenkins Regional | 8484 | 23,559 | 0.36 | 10291 | 23,584 | 0.44 | 11,226 | 23,609 | 0.48 |
| Sequoyah Regional | 2,890 | 295,353 | 0.01 | 2,882 | 301,395 | 0.01 | 4,257 | 307,437 | 0.01 |
| South Georgia Regional | 8,066 | 130,825 | 0.06 | 10,291 | 132,547 | 0.08 | 11,226 | 134,269 | 0.08 |
| Southwest Georgia Regional | 8,586 | 42,444 | 0.20 | 10,426 | 42,549 | 0.25 | 11,355 | 42,653 | 0.27 |
| Statesboro Regional | 8,462 | 153,599 | 0.06 | 10,291 | 155,895 | 0.07 | 11,226 | 158,190 | 0.07 |
| Thomas County | 8,462 | 45,517 | 0.19 | 10,291 | 45,842 | 0.22 | 11,226 | 46,166 | 0.24 |
| Three Rivers Regional | 308 | 146,426 | 0.00 | 388 | 147,773 | 0.00 | 531 | 149,121 | 0.00 |
| Troup-Harris Regional | 8,546 | 104,020 | 0.08 | 10,679 | 105,172 | 0.10 | 11,226 | 106,324 | 0.11 |
| Twin Lakes | 8484 | 46,457 | 0.18 | 10291 | 46,666 | 0.22 | 11,226 | 46,875 | 0.24 |
| Uncle Remus Regional | 509 | 167,575 | 0.00 | 860 | 169,509 | 0.01 | 860 | 171,443 | 0.01 |
| West Georgia Regional | 5,025 | 451,656 | 0.01 | 4,389 | 459,617 | 0.01 | 4,459 | 467,577 | 0.01 |
| Worth County | 8,484 | 21,236 | 0.40 | 10,291 | 21,208 | 0.49 | 11,226 | 21,181 | 0.53 |
| Statewide | 403,556 | 10,250,112 | 0.04 | 718,417 | 10,379,084 | 0.07 | 759,615 | 10,508,057 | 0.07 |

Different methods of counting e-books have created an uncertain statistic, but this should improve as vendors create uniform policies in the future.

Sources: Annual Reports of Georgia's public library systems for Fiscal Years 2015 – 2017

Materials Expenditures Per Capita FY2017

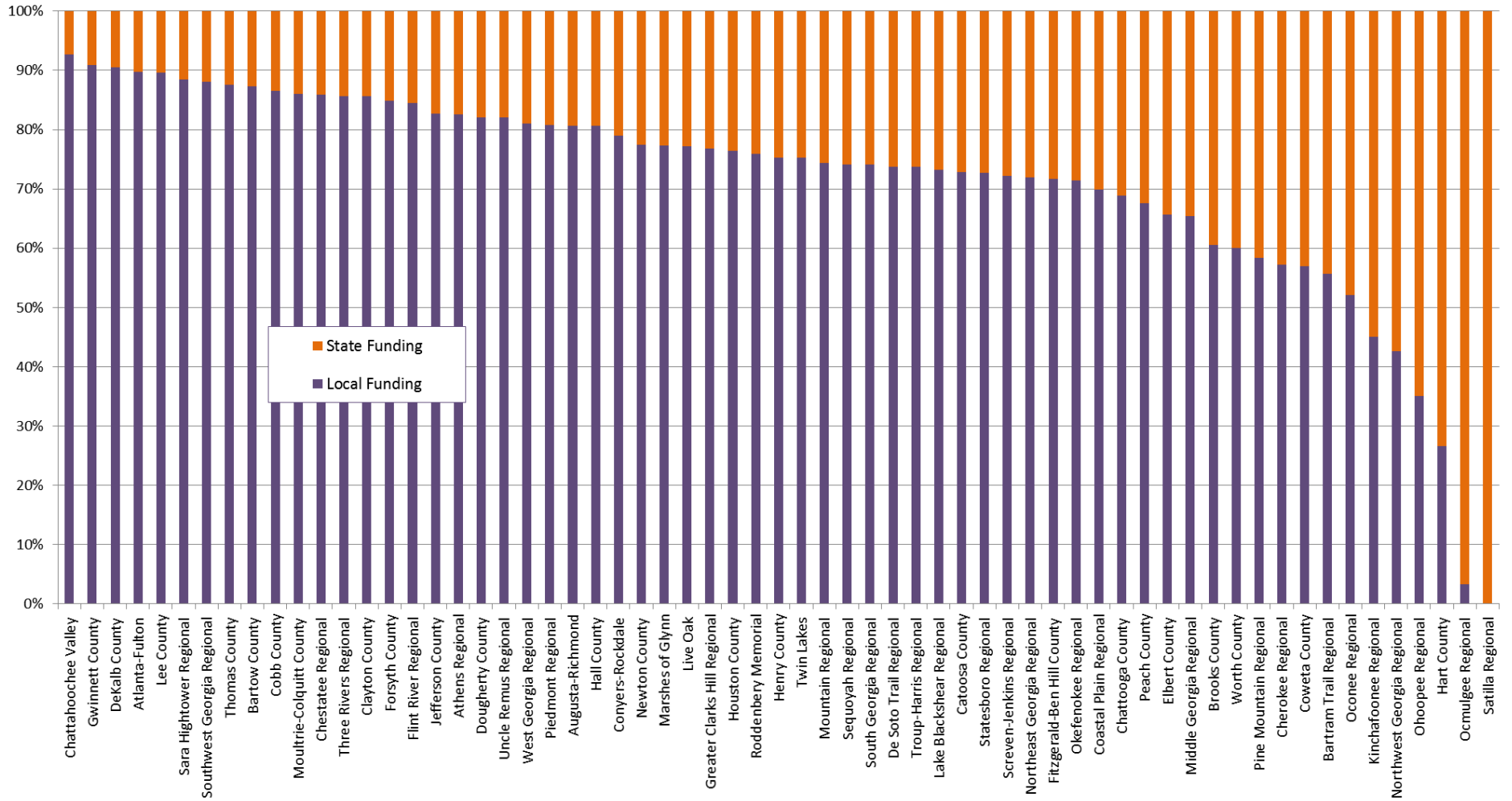


Sources: Annual Reports of Georgia's public library systems for Fiscal Year 2017 and the Institute of Museum and Library Services (IMLS) Public Libraries Survey for Fiscal Year 2015

| Total Collection Expenditures Per Capita in Georgia Public Libraries - FY2015-2017 | | | | | | | | | |
|--|----------------------|-------------------|----------------|----------------------|-------------------|----------------|----------------------|-------------------|----------------|
| Library System | 2015 | | | 2016 | | | 2017 | | |
| | Material Exp | Population | Per Capita | Material Exp | Population | Per Capita | Material Exp | Population | Per Capita |
| Athens Regional | \$580,045.02 | 224,115 | \$ 2.59 | \$302,593.96 | 226,216 | \$ 1.34 | \$346,584 | 228,317 | \$ 1.52 |
| Atlanta-Fulton | 1,830,612 | 1,018,601 | 1.80 | 2,314,334 | 1,035,754 | 2.23 | 2,502,782 | 1,052,908 | 2.38 |
| Augusta-Richmond | 332,850 | 203,625 | 1.63 | 155,221 | 204,435 | 0.76 | 304,355 | 205,246 | 1.48 |
| Bartow County | 258,549 | 103,438 | 2.50 | 239,146 | 104,521 | 2.29 | 222,316 | 105,603 | 2.11 |
| Bartram Trail Regional | 66,982 | 33,371 | 2.01 | 51,548 | 33,417 | 1.54 | 45,605 | 33,464 | 1.36 |
| Brooks County | 43,204 | 15,464 | 2.79 | 11,420 | 15,439 | 0.74 | 10,597 | 15,413 | 0.69 |
| Catoosa County | 73,006 | 66,522 | 1.10 | 31,722 | 67,127 | 0.47 | 115,274 | 67,733 | 1.70 |
| Chattahoochee Valley | 595,526 | 233,503 | 2.55 | 822,810 | 235,168 | 3.50 | 790,676 | 236,833 | 3.34 |
| Chattooga County | 52,237 | 25,171 | 2.08 | 30,987 | 25,187 | 1.23 | 43,003 | 25,204 | 1.71 |
| Cherokee Regional | 71,841 | 85,272 | 0.84 | 49,867 | 85,555 | 0.58 | 56,073 | 85,839 | 0.65 |
| Chestatee Regional | 113,026 | 55,252 | 2.05 | 88,629 | 56,075 | 1.58 | 105,537 | 56,899 | 1.85 |
| Clayton County | 579,892 | 269,649 | 2.15 | 614,755 | 272,364 | 2.26 | 507,555 | 275,079 | 1.85 |
| Coastal Plain Regional | 98,646 | 94,637 | 1.04 | 95,224 | 94,976 | 1.00 | 96,413 | 95,314 | 1.01 |
| Cobb County | 1,734,929 | 735,825 | 2.36 | 1,470,803 | 745,143 | 1.97 | 1,402,424 | 754,461 | 1.86 |
| Conyers-Rockdale | 96,558 | 89,299 | 1.08 | 99,232 | 90,489 | 1.10 | 112,527 | 91,679 | 1.23 |
| Coweta County | 96,378 | 138,639 | 0.70 | 110,885 | 141,369 | 0.78 | 86,023 | 144,098 | 0.60 |
| DeKalb County | 1,489,057 | 726,171 | 2.05 | 1,903,512 | 732,586 | 2.60 | 1,938,447 | 739,002 | 2.62 |
| De Soto Trail Regional | 33,649 | 36,809 | 0.91 | 34,639 | 36,749 | 0.94 | 51,283 | 36,690 | 1.40 |
| Dougherty County | 330,222 | 93,142 | 3.55 | 349,091 | 93,228 | 3.74 | 353,231 | 93,315 | 3.79 |
| Elbert County | 24,078 | 19,537 | 1.23 | 14,015 | 19,505 | 0.72 | 14,767 | 19,474 | 0.76 |
| Fitzgerald-Ben Hill County | 25,144 | 17,691 | 1.42 | 18,856 | 17,780 | 1.06 | 16,146 | 17,868 | 0.90 |
| Flint River Regional | 460,015 | 262,435 | 1.75 | 403,790 | 264,506 | 1.53 | 462,095 | 266,576 | 1.73 |
| Forsyth County | 666,233 | 209,023 | 3.19 | 721,355 | 215,831 | 3.34 | 761,113 | 222,640 | 3.42 |
| Greater Clarks Hill Regional | 184,996 | 178,529 | 1.04 | 134,417 | 181,970 | 0.74 | 191,496 | 185,410 | 1.03 |
| Gwinnett County | 2,038,200 | 894,928 | 2.28 | 1,788,085 | 912,741 | 1.96 | 2,554,656 | 930,553 | 2.75 |
| Hall County | 170,773 | 194,153 | 0.88 | 203,840 | 197,356 | 1.03 | 270,722 | 200,560 | 1.35 |
| Hart County | 25,345 | 25,628 | 0.99 | 8,677 | 25,718 | 0.34 | 8,846 | 25,809 | 0.34 |
| Henry County | 168,179 | 219,654 | 0.77 | 263,972 | 223,916 | 1.18 | 248,449 | 228,179 | 1.09 |
| Houston County | 147,872 | 152,213 | 0.97 | 120,142 | 154,491 | 0.78 | 177,302 | 156,768 | 1.13 |
| Jefferson County | 28,760 | 16,286 | 1.77 | 19,510 | 16,268 | 1.20 | 25,036 | 16,251 | 1.54 |
| Kinchafoonee Regional | 64,718 | 30,517 | 2.12 | 36,323 | 30,339 | 1.20 | 47,551 | 30,161 | 1.58 |
| Lake Blackshear Regional | 92,453 | 73,963 | 1.25 | 82,463 | 73,898 | 1.12 | 85,907 | 73,833 | 1.16 |
| Lee County | 123,454 | 30,113 | 4.10 | 95,630 | 30,634 | 3.12 | 98,893 | 31,155 | 3.17 |
| Live Oak | 694,144 | 408,098 | 1.70 | 652,518 | 413,636 | 1.58 | 604,870 | 419,173 | 1.44 |
| Marshes of Glynn | 101,989 | 83,355 | 1.22 | 77,374 | 84,279 | 0.92 | 100,416 | 85,202 | 1.18 |
| Middle Georgia Regional | 259,620 | 228,846 | 1.13 | 209,815 | 229,412 | 0.91 | 188,502 | 229,977 | 0.82 |
| Moultrie-Colquitt County | 83,134 | 47,235 | 1.76 | 63,915 | 47,715 | 1.34 | 102,131 | 48,195 | 2.12 |
| Mountain Regional | 64,160 | 56,748 | 1.13 | 43,010 | 57,074 | 0.75 | 57,736 | 57,399 | 1.01 |
| Newton County | 120,715 | 106,470 | 1.13 | 102,346 | 108,481 | 0.94 | 140,544 | 110,493 | 1.27 |
| Northeast Georgia Regional | 119,328 | 114,553 | 1.04 | 117,976 | 115,322 | 1.02 | 121,745 | 116,091 | 1.05 |
| Northwest Georgia Regional | 113,795 | 200,915 | 0.57 | 50,906 | 202,387 | 0.25 | 92,483 | 203,860 | 0.45 |
| Ocmulgee Regional | 44,206 | 79,019 | 0.56 | 73,102 | 79,032 | 0.92 | 57,790 | 79,044 | 0.73 |
| Oconee Regional | 160,985 | 88,844 | 1.81 | 147,820 | 89,137 | 1.66 | 170,176 | 89,431 | 1.90 |
| Ochopee Regional | 51,729 | 77,844 | 0.66 | 54,733 | 78,353 | 0.70 | 31,663 | 78,863 | 0.40 |
| Okfeenokee Regional | 70,199 | 92,273 | 0.76 | 87,614 | 92,861 | 0.94 | 84,238 | 93,448 | 0.90 |
| Peach County | 27,161 | 27,214 | 1.00 | 15,708 | 27,313 | 0.58 | 38,718 | 27,413 | 1.41 |
| Piedmont Regional | 196,304 | 157,947 | 1.24 | 181,597 | 161,465 | 1.12 | 235,911 | 164,982 | 1.43 |
| Pine Mountain Regional | 57,475 | 62,548 | 0.92 | 22,599 | 62,463 | 0.36 | 39,367 | 62,378 | 0.63 |
| Roddenbery Memorial | 28,613 | 25,694 | 1.11 | 28,925 | 25,902 | 1.12 | 42,209 | 26,110 | 1.62 |
| Sara Hightower Regional | 376,560 | 138,420 | 2.72 | 196,899 | 139,127 | 1.42 | 321,768 | 139,835 | 2.30 |
| Satilla Regional | 55,881 | 52,247 | 1.07 | 23,813 | 52,615 | 0.45 | 73,503 | 52,984 | 1.39 |
| Screven-Jenkins Regional | 32,289 | 23,559 | 1.37 | 24,421 | 23,584 | 1.04 | 25,780 | 23,609 | 1.09 |
| Sequoyah Regional | 308,148 | 295,353 | 1.04 | 324,544 | 301,395 | 1.08 | 297,533 | 307,437 | 0.97 |
| South Georgia Regional | 112,933 | 130,825 | 0.86 | 77,782 | 132,547 | 0.59 | 135,280 | 134,269 | 1.01 |
| Southwest Georgia Regional | 105,045 | 42,444 | 2.47 | 90,149 | 42,549 | 2.12 | 119,562 | 42,653 | 2.80 |
| Statesboro Regional | 107,889 | 153,599 | 0.70 | 122,779 | 155,895 | 0.79 | 147,542 | 158,190 | 0.93 |
| Thomas County | 94,218 | 45,517 | 2.07 | 107,403 | 45,842 | 2.34 | 99,887 | 46,166 | 2.16 |
| Three Rivers Regional | 180,143 | 146,426 | 1.23 | 157,701 | 147,773 | 1.07 | 113,686 | 149,121 | 0.76 |
| Troup-Harris Regional | 101,636 | 104,020 | 0.98 | 109,430 | 105,172 | 1.04 | 131,157 | 106,324 | 1.23 |
| Twin Lakes | 33,079 | 46,457 | 0.71 | 47,917 | 46,666 | 1.03 | 52,879 | 46,875 | 1.13 |
| Uncle Remus Regional | 179,492 | 167,575 | 1.07 | 444,134 | 169,509 | 2.62 | 260,280 | 171,443 | 1.52 |
| West Georgia Regional | 728,301 | 451,656 | 1.61 | 709,492 | 459,617 | 1.54 | 640,841 | 467,577 | 1.37 |
| Worth County | 23,044 | 21,236 | 1.09 | 23,258 | 21,208 | 1.10 | 20,270 | 21,181 | 0.96 |
| Statewide | \$ 17,329,645 | 10,250,112 | \$ 1.69 | \$ 17,077,173 | 10,379,084 | \$ 1.65 | \$ 18,602,150 | 10,508,057 | \$ 1.77 |

Sources: Annual Reports of Georgia's public library systems for Fiscal Years 2015 – 2017

Ratio of Local to State Funds Used to Purchase Library Materials in FY2017



| Ratio of Local to State Funds Used to Purchase Library Materials in FY2017 | | | | | | |
|---|--|---------------------------------|--|---------------------------------|--|---------------|
| Library System | Local Funds for Library Materials | % Local Exp of Materials | State Funds for Library Materials | % State Exp of Materials | Local + State Funds for Library Materials | % Sum |
| Athens Regional | \$273,652.66 | 82.5% | \$57,931.36 | 17.5% | \$331,584.02 | 100.0% |
| Atlanta-Fulton | 2,245,008.00 | 89.7% | \$257,774 | 10.3% | 2,502,782.00 | 100.0% |
| Augusta-Richmond | 224,293.84 | 80.7% | \$53,661.00 | 19.3% | 277,954.84 | 100.0% |
| Bartow County | 194,241.13 | 87.4% | \$28,075.04 | 12.6% | 222,316.17 | 100.0% |
| Bartram Trail Regional | 21,479.60 | 55.7% | \$17,064.86 | 44.3% | 38,544.46 | 100.0% |
| Brooks County | 6,423.51 | 60.6% | \$4,173.96 | 39.4% | 10,597.47 | 100.0% |
| Catoosa County | 83,983.45 | 72.9% | \$31,290.77 | 27.1% | 115,274.22 | 100.0% |
| Chattahoochee Valley | 733,303.00 | 92.7% | \$57,373 | 7.3% | 790,676.00 | 100.0% |
| Chattooga County | 19,317.90 | 68.8% | \$8,750.97 | 31.2% | 28,068.87 | 100.0% |
| Cherokee Regional | 29,785.76 | 57.2% | \$22,317.59 | 42.8% | 52,103.35 | 100.0% |
| Chestatee Regional | 90,603.22 | 85.8% | \$14,934 | 14.2% | 105,537.22 | 100.0% |
| Clayton County | 416,000.00 | 85.7% | \$69,555 | 14.3% | 485,555.00 | 100.0% |
| Coastal Plain Regional | 58,400.96 | 69.9% | \$25,132.00 | 30.1% | 83,532.96 | 100.0% |
| Cobb County | 1,210,155.71 | 86.5% | \$188,754 | 13.5% | 1,398,909.71 | 100.0% |
| Conyers-Rockdale | 88,813.91 | 78.9% | \$23,714 | 21.1% | 112,527.91 | 100.0% |
| Coweta County | 49,000.00 | 57.0% | \$37,023 | 43.0% | 86,023.00 | 100.0% |
| DeKalb County | 1,750,727.59 | 90.5% | \$183,863.36 | 9.5% | 1,934,590.95 | 100.0% |
| De Soto Trail Regional | 26,765.78 | 73.8% | \$9,517.00 | 26.2% | 36,282.78 | 100.0% |
| Dougherty County | 277,891.50 | 82.0% | \$60,899.98 | 18.0% | 338,791.48 | 100.0% |
| Elbert County | 9,707.18 | 65.7% | \$5,060 | 34.3% | 14,767.18 | 100.0% |
| Fitzgerald-Ben Hill County | 11,571.32 | 71.7% | \$4,575 | 28.3% | 16,146.32 | 100.0% |
| Flint River Regional | 377,240.36 | 84.5% | \$68,950 | 15.5% | 446,190.36 | 100.0% |
| Forsyth County | 646,266.52 | 84.9% | \$114,846 | 15.1% | 761,112.52 | 100.0% |
| Greater Clarks Hill Regional | 147,097.77 | 76.8% | \$44,398.00 | 23.2% | 191,495.77 | 100.0% |
| Gwinnett County | 2,321,032.09 | 90.9% | \$233,624.00 | 9.1% | 2,554,656.09 | 100.0% |
| Hall County | 214,542.00 | 80.6% | \$51,571.00 | 19.4% | 266,113.00 | 100.0% |
| Hart County | 2,355.99 | 26.6% | \$6,490.04 | 73.4% | 8,846.03 | 100.0% |
| Henry County | 187,138.18 | 75.3% | \$61,311.00 | 24.7% | 248,449.18 | 100.0% |
| Houston County | 127,462.38 | 76.4% | \$39,367.72 | 23.6% | 166,830.10 | 100.0% |
| Jefferson County | 20,689.01 | 82.6% | \$4,347.00 | 17.4% | 25,036.01 | 100.0% |
| Kinchaloonee Regional | 14,757.00 | 45.1% | \$17,989.49 | 54.9% | 32,746.49 | 100.0% |
| Lake Blackshear Regional | 54,490.12 | 73.3% | \$19,876.00 | 26.7% | 74,366.12 | 100.0% |
| Lee County | 88,542.50 | 89.6% | \$10,312.52 | 10.4% | 98,855.02 | 100.0% |
| Live Oak | 466,971.92 | 77.2% | \$137,897.86 | 22.8% | 604,869.78 | 100.0% |
| Marshes of Glynn | 72,828.72 | 77.3% | \$21,392 | 22.7% | 94,220.72 | 100.0% |
| Middle Georgia Regional | 112,756.97 | 65.4% | \$59,760 | 34.6% | 172,516.97 | 100.0% |
| Moultrie-Colquitt County | 74,959.01 | 86.0% | \$12,172 | 14.0% | 87,131.01 | 100.0% |
| Mountain Regional | 42,942.00 | 74.4% | \$14,794 | 25.6% | 57,736.00 | 100.0% |
| Newton County | 99,127.25 | 77.5% | \$28,845.96 | 22.5% | 127,973.21 | 100.0% |
| Northeast Georgia Regional | 76,733.39 | 71.9% | \$30,012 | 28.1% | 106,745.39 | 100.0% |
| Northwest Georgia Regional | 39,368.73 | 42.6% | \$53,113.96 | 57.4% | 92,482.69 | 100.0% |
| Ocmulgee Regional | 1,889.84 | 3.3% | \$55,900.01 | 96.7% | 57,789.85 | 100.0% |
| Oconee Regional | 84,643.87 | 52.1% | \$77,893.33 | 47.9% | 162,537.20 | 100.0% |
| Ohoopee Regional | 11,120.82 | 35.1% | \$20,542.00 | 64.9% | 31,662.82 | 100.0% |
| Okfeenokee Regional | 60,160.00 | 71.4% | \$24,078.00 | 28.6% | 84,238.00 | 100.0% |
| Peach County | 16,030.96 | 67.6% | \$7,687.00 | 32.4% | 23,717.96 | 100.0% |
| Piedmont Regional | 178,543.28 | 80.8% | \$42,368.04 | 19.2% | 220,911.32 | 100.0% |
| Pine Mountain Regional | 23,000.41 | 58.4% | \$16,366.96 | 41.6% | 39,367.37 | 100.0% |
| Roddenberry Memorial | 20,641.04 | 75.9% | \$6,568.00 | 24.1% | 27,209.04 | 100.0% |
| Sara Hightower Regional | 275,470.84 | 88.5% | \$35,843.00 | 11.5% | 311,313.84 | 100.0% |
| Satilla Regional | 0.00 | 0.0% | \$13,643 | 100.0% | 13,643.00 | 100.0% |
| Screven-Jenkins Regional | 15,156.25 | 72.3% | \$5,818.00 | 27.7% | 20,974.25 | 100.0% |
| Sequoyah Regional | 220,556.99 | 74.1% | \$76,976.00 | 25.9% | 297,532.99 | 100.0% |
| South Georgia Regional | 100,279.64 | 74.1% | \$35,000.00 | 25.9% | 135,279.64 | 100.0% |
| Southwest Georgia Regional | 95,780.14 | 88.1% | \$12,992.36 | 11.9% | 108,772.50 | 100.0% |
| Statesboro Regional | 107,189.32 | 72.6% | \$40,353.00 | 27.4% | 147,542.32 | 100.0% |
| Thomas County | 81,301.77 | 87.6% | \$11,498.00 | 12.4% | 92,799.77 | 100.0% |
| Three Rivers Regional | 77,632.69 | 85.7% | \$12,965.71 | 14.3% | 90,598.40 | 100.0% |
| Troup-Harris Regional | 96,705.96 | 73.7% | \$34,451 | 26.3% | 131,156.96 | 100.0% |
| Twin Lakes | 36,530.22 | 75.2% | \$12,041 | 24.8% | 48,571.22 | 100.0% |
| Uncle Remus Regional | 201,584.55 | 82.0% | \$44,179.96 | 18.0% | 245,764.51 | 100.0% |
| West Georgia Regional | 519,389.80 | 81.0% | \$121,451 | 19.0% | 640,840.80 | 100.0% |
| Worth County | 8,380.28 | 60.0% | \$5,587 | 40.0% | 13,967.28 | 100.0% |
| Statewide | \$ 15,240,417 | 84.0% | \$ 2,906,713 | 16.0% | 18,147,129.41 | 100.0% |

Sources: Annual Reports of Georgia's public library systems for Fiscal Year 2017

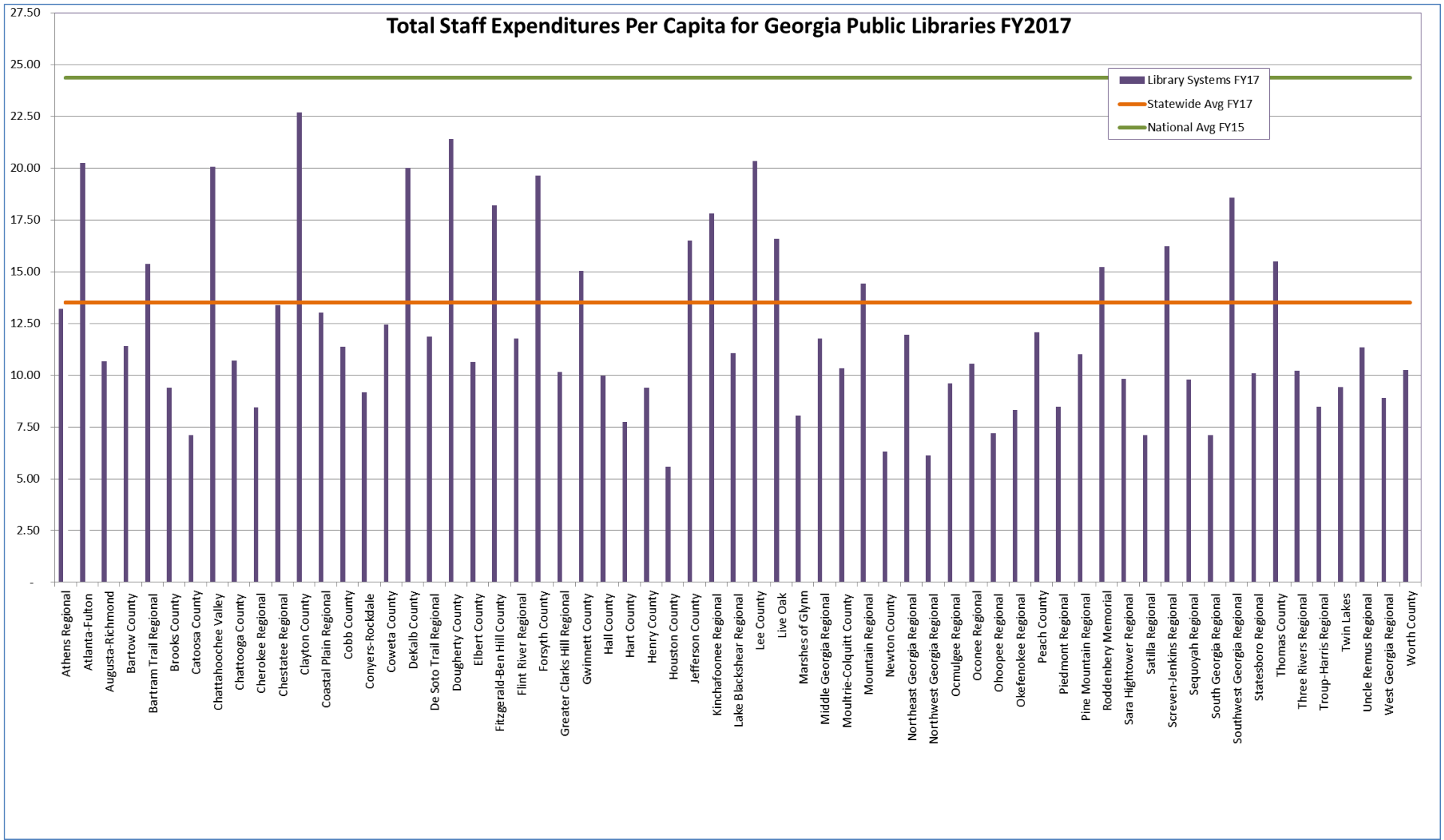
Expenditures of Georgia Public Libraries

Per Capita Expenditures for Staff in Georgia Public Libraries

- Georgia public libraries spent an average of \$13.51 per capita for staff in FY2017, an increase of 2% over the FY2016 average of \$13.21.
- All 63 library systems in Georgia spent less than the FY15 national average per capita of \$24.36 for staff, with systems ranging from \$5.58 to \$22.69 per capita.
- The majority (over 70%) of Georgia public library systems spent less than the state average per capita of \$13.51 for staff.

Total Public Library Expenditures

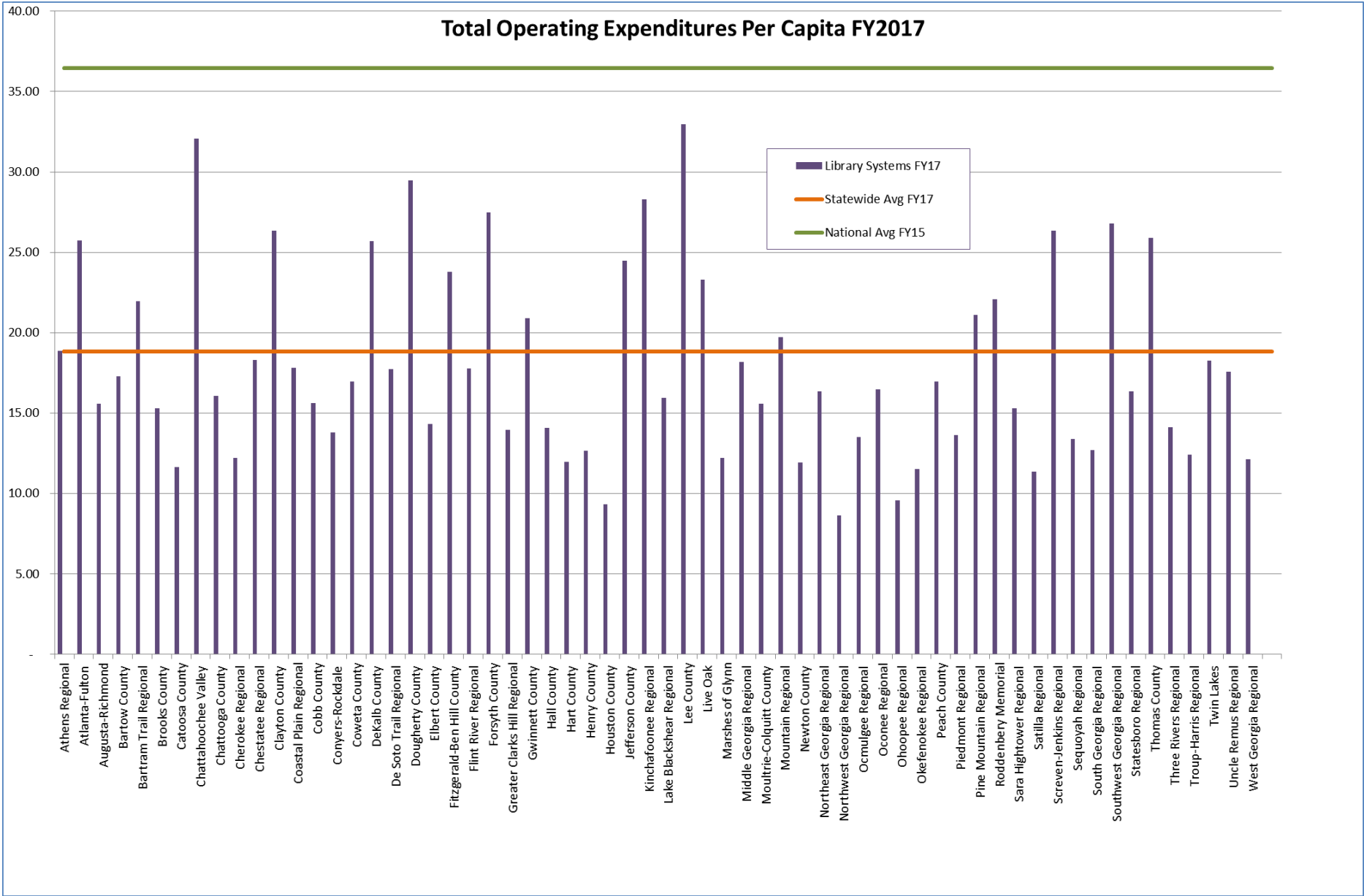
- Georgia public libraries spent an average of \$18.82 per capita on operating expenditures in FY2017, a small decrease from the FY16 operating expenditure of \$18.90.
- 35% of Georgia's public library systems spent more per capita than the state average of \$18.82 in FY2017.
- On a per capita basis, all public library systems spent less in FY2017 than the FY2015 national average of \$36.46.
- Georgia ranked 48th in the United States for public library total operating expenditures per capita in FY2015.



Sources: Annual Reports of Georgia's public library systems for Fiscal Year 2017 and the Institute of Museum and Library Services (IMLS) Public Libraries Survey for Fiscal Year 2015

| Staff Expenditure Per Capita in Georgia Public Libraries - FY2015-2017 | | | | | | | | | |
|--|----------------------|-------------------|--------------|-----------------------|-------------------|--------------|--------------------|-------------------|--------------|
| Library System | 2015 | | | 2016 | | | 2017 | | |
| | Staff Exp | Population | Per Capita | Staff Exp | Population | Per Capita | Staff Exp | Population | Per Capita |
| Athens Regional | \$ 2,931,256 | 224,115 | 13.08 | \$ 2,915,337 | 226,216 | 12.89 | \$ 3,015,283 | 228,317 | 13.21 |
| Atlanta-Fulton | 19,361,172 | 1,018,601 | 19.01 | 20,509,891 | 1,035,754 | 19.80 | 21,319,017 | 1,052,908 | 20.25 |
| Augusta-Richmond | 2,496,286 | 203,625 | 12.26 | 2,280,216 | 204,435 | 11.15 | 2,191,473 | 205,246 | 10.68 |
| Bartow County | 1,189,117 | 103,438 | 11.50 | 1,186,951 | 104,521 | 11.36 | 1,204,731 | 105,603 | 11.41 |
| Barram Trail Regional | 477,217 | 33,371 | 14.30 | 514,299 | 33,417 | 15.39 | 514,476 | 33,464 | 15.37 |
| Brooks County | 210,933 | 15,464 | 13.64 | 161,089 | 15,439 | 10.43 | 144,745 | 15,413 | 9.39 |
| Catoosa County | 457,949 | 66,522 | 6.88 | 481,085 | 67,127 | 7.17 | 481,543 | 67,733 | 7.11 |
| Chattahoochee Valley | 4,341,035 | 233,503 | 18.59 | 4,553,383 | 235,168 | 19.36 | 4,751,118 | 236,833 | 20.06 |
| Chattooga County | 256,718 | 25,171 | 10.20 | 263,998 | 25,187 | 10.48 | 269,646 | 25,204 | 10.70 |
| Cherokee Regional | 646,867 | 85,272 | 7.59 | 699,564 | 85,555 | 8.18 | 724,583 | 85,839 | 8.44 |
| Chestatee Regional | 709,458 | 55,252 | 12.84 | 680,074 | 56,075 | 12.13 | 762,341 | 56,899 | 13.40 |
| Clayton County | 5,526,452 | 269,649 | 20.49 | 6,244,818 | 272,364 | 22.93 | 6,242,628 | 275,079 | 22.69 |
| Coastal Plain Regional | 919,038 | 94,637 | 9.71 | 1,218,535 | 94,976 | 12.83 | 1,241,227 | 95,314 | 13.02 |
| Cobb County | 7,981,783 | 735,825 | 10.85 | 8,178,412 | 745,143 | 10.98 | 8,583,943 | 754,461 | 11.38 |
| Conyers-Rockdale | 815,292 | 89,299 | 9.13 | 809,607 | 90,489 | 8.95 | 842,496 | 91,679 | 9.19 |
| Coweta County | 1,552,010 | 138,639 | 11.19 | 1,789,594 | 141,369 | 12.66 | 1,793,868 | 144,098 | 12.45 |
| DeKalb County | 11,918,641 | 726,171 | 16.41 | 12,982,796 | 732,586 | 17.72 | 14,777,483 | 739,002 | 20.00 |
| De Soto Trail Regional | 358,756 | 36,809 | 9.75 | 374,077 | 36,749 | 10.18 | 435,483 | 36,690 | 11.87 |
| Dougherty County | 1,682,587 | 93,142 | 18.06 | 1,900,837 | 93,228 | 20.39 | 1,997,686 | 93,315 | 21.41 |
| Elbert County | 233,738 | 19,537 | 11.96 | 209,206 | 19,505 | 10.73 | 207,149 | 19,474 | 10.64 |
| Fitzgerald-Ben Hill County | 260,552 | 17,691 | 14.73 | 285,920 | 17,780 | 16.08 | 325,359 | 17,868 | 18.21 |
| Flint River Regional | 3,057,967 | 262,435 | 11.65 | 3,125,325 | 264,506 | 11.82 | 3,133,847 | 266,576 | 11.76 |
| Forsyth County | 3,980,717 | 209,023 | 19.04 | 4,157,917 | 215,831 | 19.26 | 4,373,872 | 222,640 | 19.65 |
| Greater Clarks Hill Regional | 1,314,969 | 178,529 | 7.37 | 1,829,334 | 181,970 | 10.05 | 1,883,359 | 185,410 | 10.16 |
| Gwinnett County | 13,939,615 | 894,928 | 15.58 | 13,766,393 | 912,741 | 15.08 | 14,000,521 | 930,553 | 15.05 |
| Hall County | 1,966,270 | 194,153 | 10.13 | 1,925,527 | 197,356 | 9.76 | 2,001,003 | 200,560 | 9.98 |
| Hart County | 144,199 | 25,628 | 5.63 | 193,649 | 25,718 | 7.53 | 200,221 | 25,809 | 7.76 |
| Henry County | 1,561,106 | 219,654 | 7.11 | 1,761,924 | 223,916 | 7.87 | 2,140,106 | 228,179 | 9.38 |
| Houston County | 841,796 | 152,213 | 5.53 | 853,820 | 154,491 | 5.53 | 874,560 | 156,768 | 5.58 |
| Jefferson County | 228,912 | 16,286 | 14.06 | 261,589 | 16,268 | 16.08 | 268,246 | 16,251 | 16.51 |
| Kinchafoonee Regional | 516,891 | 30,517 | 16.94 | 537,747 | 30,339 | 17.72 | 537,527 | 30,161 | 17.82 |
| Lake Blackshear Regional | 764,578 | 73,963 | 10.34 | 817,982 | 73,898 | 11.07 | 817,958 | 73,833 | 11.08 |
| Lee County | 651,410 | 30,113 | 21.63 | 642,900 | 30,634 | 20.99 | 633,529 | 31,155 | 20.33 |
| Live Oak | 6,751,040 | 408,098 | 16.54 | 7,384,630 | 413,636 | 17.85 | 6,953,229 | 419,173 | 16.59 |
| Marshes of Glynn | 527,010 | 83,355 | 6.32 | 656,481 | 84,279 | 7.79 | 685,078 | 85,202 | 8.04 |
| Middle Georgia Regional | 2,745,032 | 228,846 | 12.00 | 2,700,094 | 229,412 | 11.77 | 2,707,008 | 229,977 | 11.77 |
| Moultrie-Colquitt County | 479,895 | 47,235 | 10.16 | 479,315 | 47,715 | 10.05 | 498,846 | 48,195 | 10.35 |
| Mountain Regional | 750,595 | 56,748 | 13.23 | 814,213 | 57,074 | 14.27 | 828,784 | 57,399 | 14.44 |
| Newton County | 757,649 | 106,470 | 7.12 | 729,752 | 108,481 | 6.73 | 698,455 | 110,493 | 6.32 |
| Northeast Georgia Regional | 1,250,312 | 114,553 | 10.91 | 1,357,814 | 115,322 | 11.77 | 1,387,760 | 116,091 | 11.95 |
| Northwest Georgia Regional | 860,413 | 200,915 | 4.28 | 1,138,181 | 202,387 | 5.62 | 1,251,462 | 203,860 | 6.14 |
| Ocmulgee Regional | 599,347 | 79,019 | 7.58 | 726,195 | 79,032 | 9.19 | 758,282 | 79,044 | 9.59 |
| Oconee Regional | 865,494 | 88,844 | 9.74 | 902,609 | 89,137 | 10.13 | 944,693 | 89,431 | 10.56 |
| Ohoopee Regional | 409,400 | 77,844 | 5.26 | 508,528 | 78,353 | 6.49 | 566,493 | 78,863 | 7.18 |
| Okfenokee Regional | 622,339 | 92,273 | 6.74 | 728,128 | 92,861 | 7.84 | 777,288 | 93,448 | 8.32 |
| Peach County | 315,182 | 27,214 | 11.58 | 326,065 | 27,313 | 11.94 | 331,289 | 27,413 | 12.09 |
| Piedmont Regional | 1,222,903 | 157,947 | 7.74 | 1,261,637 | 161,465 | 7.81 | 1,398,234 | 164,982 | 8.48 |
| Pine Mountain Regional | 676,507 | 62,548 | 10.82 | 645,228 | 62,463 | 10.33 | 686,901 | 62,378 | 11.01 |
| Roddenberry Memorial | 388,575 | 25,694 | 15.12 | 400,474 | 25,902 | 15.46 | 397,213 | 26,110 | 15.21 |
| Sara Hightower Regional | 1,415,032 | 138,420 | 10.22 | 1,403,067 | 139,127 | 10.08 | 1,372,382 | 139,835 | 9.81 |
| Satilla Regional | 369,736 | 52,247 | 7.08 | 373,902 | 52,615 | 7.11 | 376,699 | 52,984 | 7.11 |
| Screven-Jenkins Regional | 397,436 | 23,559 | 16.87 | 381,095 | 23,584 | 16.16 | 383,188 | 23,609 | 16.23 |
| Sequoyah Regional | 2,606,629 | 295,353 | 8.83 | 2,775,445 | 301,395 | 9.21 | 3,011,357 | 307,437 | 9.80 |
| South Georgia Regional | 870,738 | 130,825 | 6.66 | 1,005,349 | 132,547 | 7.58 | 952,628 | 134,269 | 7.09 |
| Southwest Georgia Regional | 783,688 | 42,444 | 18.46 | 825,531 | 42,549 | 19.40 | 791,844 | 42,653 | 18.56 |
| Statesboro Regional | 1,471,118 | 153,599 | 9.58 | 1,537,982 | 155,895 | 9.87 | 1,595,492 | 158,190 | 10.09 |
| Thomas County | 698,058 | 45,517 | 15.34 | 714,851 | 45,842 | 15.59 | 714,868 | 46,166 | 15.48 |
| Three Rivers Regional | 1,290,922 | 146,426 | 8.82 | 1,525,562 | 147,773 | 10.32 | 1,522,089 | 149,121 | 10.21 |
| Troup-Harris Regional | 958,041 | 104,020 | 9.21 | 910,220 | 105,172 | 8.65 | 901,475 | 106,324 | 8.48 |
| Twin Lakes | 386,080 | 46,457 | 8.31 | 459,750 | 46,666 | 9.85 | 441,698 | 46,875 | 9.42 |
| Uncle Remus Regional | 1,776,163 | 167,575 | 10.60 | 1,979,394 | 169,509 | 11.68 | 1,946,742 | 171,443 | 11.36 |
| West Georgia Regional | 3,782,541 | 451,656 | 8.37 | 4,127,290 | 459,617 | 8.98 | 4,169,663 | 467,577 | 8.92 |
| Worth County | 240,502 | 21,236 | 11.33 | 239,966 | 21,208 | 11.31 | 217,159 | 21,181 | 10.25 |
| Statewide | \$129,563,664 | 10,250,112 | 12.64 | \$137,132,542 | 10,379,084 | 13.21 | 141,959,323 | 10,508,057 | 13.51 |
| Statewide FY2017 | 13.51 | | | National FY2015 | | 24.36 | | | |
| Statewide FY2015 | 12.64 | | | Georgia State Ranking | | 46 | | | |

Sources: Annual Reports of Georgia's public library systems for Fiscal Years 2015 – 2017



Sources: Annual Reports of Georgia's public library systems for Fiscal Year 2015 and the Institute of Museum and Library Services (IMLS) Public Libraries Survey for Fiscal Year 2017

| Expenditures Per Capita in Georgia Public Libraries - FY2015-2017 | | | | | | | | | | |
|---|--------------------------|-------------------|--------------|------------------------------|-------------------|--------------|-------------------------|-------------------|--------------|--|
| Library System | 2015 | | | 2016 | | | 2017 | | | |
| | All Lib Exp | Population | Per Capita | All Lib Exp | Population | Per Capita | All Lib Exp | Population | Per Capita | |
| Athens Regional | \$ 4,343,122 | 224,115 | 19.38 | \$ 4,284,653 | 226,216 | 18.94 | \$4,309,698 | 228,317 | 18.88 | |
| Atlanta-Fulton | 25,777,219 | 1,018,601 | 25.31 | 27,342,484 | 1,035,754 | 26.40 | 27,082,590 | 1,052,908 | 25.72 | |
| Augusta-Richmond | 3,647,511 | 203,625 | 17.91 | 2,942,736 | 204,435 | 14.39 | 3,198,001 | 205,246 | 15.58 | |
| Bartow County | 1,852,843 | 103,438 | 17.91 | 1,814,403 | 104,521 | 17.36 | 1,824,083 | 105,603 | 17.27 | |
| Bartram Trail Regional | 701,202 | 33,371 | 21.01 | 714,160 | 33,417 | 21.37 | 734,283 | 33,464 | 21.94 | |
| Brooks County | 309,186 | 15,464 | 19.99 | 254,558 | 15,439 | 16.49 | 235,789 | 15,413 | 15.30 | |
| Catoosa County | 759,236 | 66,522 | 11.41 | 673,992 | 67,127 | 10.04 | 787,308 | 67,733 | 11.62 | |
| Chattahoochee Valley | 6,515,473 | 233,503 | 27.90 | 7,429,746 | 235,168 | 31.59 | 7,593,113 | 236,833 | 32.06 | |
| Chattooga County | 393,736 | 25,171 | 15.64 | 365,332 | 25,187 | 14.50 | 404,607 | 25,204 | 16.05 | |
| Cherokee Regional | 1,007,329 | 85,272 | 11.81 | 1,030,589 | 85,555 | 12.05 | 1,047,364 | 85,839 | 12.20 | |
| Chestatee Regional | 1,015,762 | 55,252 | 18.38 | 1,006,408 | 56,075 | 17.95 | 1,042,291 | 56,899 | 18.32 | |
| Clayton County | 6,974,802 | 269,649 | 25.87 | 7,646,608 | 272,364 | 28.07 | 7,247,360 | 275,079 | 26.35 | |
| Coastal Plain Regional | 1,525,695 | 94,637 | 16.12 | 1,658,873 | 94,976 | 17.47 | 1,697,393 | 95,314 | 17.81 | |
| Cobb County | 11,810,869 | 735,825 | 16.05 | 11,332,232 | 745,143 | 15.21 | 11,774,752 | 754,461 | 15.61 | |
| Conyers-Rockdale | 1,150,498 | 89,299 | 12.88 | 1,244,293 | 90,489 | 13.75 | 1,263,790 | 91,679 | 13.78 | |
| Coweta County | 2,325,181 | 138,639 | 16.77 | 2,339,529 | 141,369 | 16.55 | 2,444,588 | 144,098 | 16.96 | |
| DeKalb County | 16,092,608 | 726,171 | 22.16 | 18,566,339 | 732,586 | 25.34 | 18,976,868 | 739,002 | 25.68 | |
| De Soto Trail Regional | 452,548 | 36,809 | 12.29 | 516,664 | 36,749 | 14.06 | 650,179 | 36,690 | 17.72 | |
| Dougherty County | 2,335,310 | 93,142 | 25.07 | 2,628,545 | 93,228 | 28.19 | 2,751,030 | 93,315 | 29.48 | |
| Elbert County | 321,628 | 19,537 | 16.46 | 287,358 | 19,505 | 14.73 | 278,911 | 19,474 | 14.32 | |
| Fitzgerald-Ben Hill County | 397,359 | 17,691 | 22.46 | 415,463 | 17,780 | 23.37 | 425,220 | 17,868 | 23.80 | |
| Flint River Regional | 4,463,296 | 262,435 | 17.01 | 4,659,645 | 264,506 | 17.62 | 4,740,798 | 266,576 | 17.78 | |
| Forsyth County | 5,593,357 | 209,023 | 26.76 | 5,858,587 | 215,831 | 27.14 | 6,117,604 | 222,640 | 27.48 | |
| Greater Clarks Hill Regional | 2,226,575 | 178,529 | 12.47 | 2,502,723 | 181,970 | 13.75 | 2,587,930 | 185,410 | 13.96 | |
| Gwinnett County | 18,378,803 | 894,928 | 20.54 | 17,818,375 | 912,741 | 19.52 | 19,434,951 | 930,553 | 20.89 | |
| Hall County | 2,625,695 | 194,153 | 13.52 | 2,597,029 | 197,356 | 13.16 | 2,825,474 | 200,560 | 14.09 | |
| Hart County | 285,424 | 25,628 | 11.14 | 275,338 | 25,718 | 10.71 | 308,240 | 25,809 | 11.94 | |
| Henry County | 2,150,349 | 219,654 | 9.79 | 4,329,669 | 223,916 | 19.34 | 2,887,144 | 228,179 | 12.65 | |
| Houston County | 1,256,640 | 152,213 | 8.26 | 1,267,096 | 154,491 | 8.20 | 1,459,506 | 156,768 | 9.31 | |
| Jefferson County | 364,542 | 16,286 | 22.38 | 355,488 | 16,268 | 21.85 | 397,969 | 16,251 | 24.49 | |
| Kinchafoonee Regional | 839,888 | 30,517 | 27.52 | 790,572 | 30,339 | 26.06 | 853,568 | 30,161 | 28.30 | |
| Lake Blackshear Regional | 1,113,734 | 73,963 | 15.06 | 1,061,151 | 73,898 | 14.36 | 1,175,793 | 73,833 | 15.93 | |
| Lee County | 1,041,967 | 30,113 | 34.60 | 1,030,878 | 30,634 | 33.65 | 1,026,708 | 31,155 | 32.95 | |
| Live Oak | 9,111,389 | 408,098 | 22.33 | 10,458,783 | 413,636 | 25.28 | 9,771,102 | 419,173 | 23.31 | |
| Marshes of Glynn | 942,127 | 83,355 | 11.30 | 1,016,641 | 84,279 | 12.06 | 1,041,489 | 85,202 | 12.22 | |
| Middle Georgia Regional | 4,378,140 | 228,846 | 19.13 | 4,192,217 | 229,412 | 18.27 | 4,182,468 | 229,977 | 18.19 | |
| Moultrie-Colquitt County | 720,922 | 47,235 | 15.26 | 997,713 | 47,715 | 20.91 | 751,773 | 48,195 | 15.60 | |
| Mountain Regional | 892,375 | 56,748 | 15.73 | 1,115,126 | 57,074 | 19.54 | 1,131,812 | 57,399 | 19.72 | |
| Newton County | 1,521,243 | 106,470 | 14.29 | 1,969,168 | 108,481 | 18.15 | 1,319,203 | 110,493 | 11.94 | |
| Northeast Georgia Regional | 1,864,496 | 114,553 | 16.28 | 1,906,503 | 115,322 | 16.53 | 1,897,013 | 116,091 | 16.34 | |
| Northwest Georgia Regional | 1,367,717 | 200,915 | 6.81 | 1,654,526 | 202,387 | 8.18 | 1,763,747 | 203,860 | 8.65 | |
| Ocmulgee Regional | 945,430 | 79,019 | 11.96 | 1,054,772 | 79,032 | 13.35 | 1,068,730 | 79,044 | 13.52 | |
| Oconee Regional | 1,445,805 | 88,844 | 16.27 | 1,430,450 | 89,137 | 16.05 | 1,472,159 | 89,431 | 16.46 | |
| Ohoopsee Regional | 748,455 | 77,844 | 9.61 | 754,219 | 78,353 | 9.63 | 753,250 | 78,863 | 9.55 | |
| Okelenee Regional | 1,090,612 | 92,273 | 11.82 | 1,154,729 | 92,861 | 12.44 | 1,076,485 | 93,448 | 11.52 | |
| Peach County | 451,810 | 27,214 | 16.60 | 431,773 | 27,313 | 15.81 | 464,711 | 27,413 | 16.95 | |
| Piedmont Regional | 2,248,856 | 157,947 | 14.24 | 2,171,236 | 161,465 | 13.45 | 2,249,550 | 164,982 | 13.64 | |
| Pine Mountain Regional | 1,037,683 | 62,548 | 16.59 | 928,150 | 62,463 | 14.86 | 1,316,887 | 62,378 | 21.11 | |
| Roddenbery Memorial | 551,929 | 25,694 | 21.48 | 556,292 | 25,902 | 21.48 | 576,265 | 26,110 | 22.07 | |
| Sara Hightower Regional | 2,184,555 | 138,420 | 15.78 | 1,968,397 | 139,127 | 14.15 | 2,139,200 | 139,835 | 15.30 | |
| Satilla Regional | 560,085 | 52,247 | 10.72 | 448,113 | 52,615 | 8.52 | 602,622 | 52,984 | 11.37 | |
| Screven-Jenkins Regional | 669,447 | 23,559 | 28.42 | 591,946 | 23,584 | 25.10 | 621,661 | 23,609 | 26.33 | |
| Sequoyah Regional | 3,815,427 | 295,353 | 12.92 | 3,936,648 | 301,395 | 13.06 | 4,113,766 | 307,437 | 13.38 | |
| South Georgia Regional | 1,069,150 | 130,825 | 8.17 | 1,473,326 | 132,547 | 11.12 | 1,707,013 | 134,269 | 12.71 | |
| Southwest Georgia Regional | 1,235,936 | 42,444 | 29.12 | 1,331,065 | 42,549 | 31.28 | 1,142,077 | 42,653 | 26.78 | |
| Statesboro Regional | 2,204,876 | 153,599 | 14.35 | 2,459,036 | 155,895 | 15.77 | 2,584,516 | 158,190 | 16.34 | |
| Thomas County | 1,174,592 | 45,517 | 25.81 | 1,209,876 | 45,842 | 26.39 | 1,195,397 | 46,166 | 25.89 | |
| Three Rivers Regional | 2,021,996 | 146,426 | 13.81 | 2,183,539 | 147,773 | 14.78 | 2,106,597 | 149,121 | 14.13 | |
| Troup-Harris Regional | 1,380,846 | 104,020 | 13.27 | 1,193,434 | 105,172 | 11.35 | 1,319,766 | 106,324 | 12.41 | |
| Twin Lakes | 648,068 | 46,457 | 13.95 | 674,123 | 46,666 | 14.45 | 855,994 | 46,875 | 18.26 | |
| Uncle Remus Regional | 2,959,319 | 167,575 | 17.66 | 3,327,189 | 169,509 | 19.63 | 3,012,849 | 171,443 | 17.57 | |
| West Georgia Regional | 5,373,326 | 451,656 | 11.90 | 6,168,504 | 459,617 | 13.42 | 5,664,793 | 467,577 | 12.12 | |
| Worth County | 326,483 | 21,236 | 15.37 | 334,092 | 21,208 | 15.75 | 322,757 | 21,181 | 15.24 | |
| Statewide | \$ 184,992,477.97 | 10,250,112 | 18.05 | \$ 196,133,102.09 | 10,379,084 | 18.90 | \$197,810,557.86 | 10,508,057 | 18.82 | |
| Statewide FY2017 | 18.82 | | | National FY2015 | | 36.46 | | | | |
| Statewide FY2015 | 18.05 | | | Georgia State Ranking | | 48 | | | | |



Sources: Annual Reports of Georgia's public library systems for Fiscal Years 2015 – 2017

Key Services of GPLS for Georgia Public Libraries

- Represent and advocate for public libraries at the state and national levels
- Administer state and federal grants
- Administer the capital construction and MRR grant programs
- Provide consulting services through phone and email correspondence and on-site visits
- Provide training for library staff and trustees
- Promote and facilitate resource sharing and strategic partnerships
- Coordinate statewide programs that promote family literacy for children and parents
- Coordinate statewide library statistics
- Provide funding, support, and management of broadband networks statewide
- Provide centralized support and hosting for cloud computing for public access computers
- Provide web-hosting and email hosting
- Administer and support PINES -- The **P**ublic **I**nformation **N**etwork for **E**lectronic **S**ervices, the Georgia public library automation and lending network
- Provide Help Desk support for PINES and technology needs, available via online access and toll-free phone number
- Provide access to GALILEO, both on-site at all libraries and at home for validated patrons
- Administer GLASS, which provides library services and accessible technology for readers whose physical abilities require the use of books and magazines in audio or braille formats
- Support HomePLACE which encourages digitizing primary source collections
- Provide a professional materials collection for practicing librarians and for library school students

Expenditures and Staffing of GPLS - FY2017

- In Fiscal Year 2017, total state funding for Georgia Public Library Service was approximately \$36.2 million, 79% of which was distributed directly to public libraries under the grants program.

- Georgia Public Library Service used 8.3% of its budget for agency operations while 12.7% was spent on on-behalf services to libraries, including the costs of coordinating the statewide public library initiatives of PINES, GALILEO and internet services.

- At the end of FY17, a total of **56** positions were allocated for the Georgia Public Library Service. Only **54** positions were filled, by 50.875 FTEs.
 - GLASS – 19 FTE
 - PINES and IT – 14.5 FTE
 - Library Development – 5.625 FTE
 - Administration and Business Services – 11.75 FTE

Sources: FY17 Ending Budget Summary, Georgia Public Libraries

GPLS – FY2017 Benchmarks and Milestones

PINES

- Continued to facilitate resource sharing, with intraPINES loans of 661,146
- Circulated 16,457,578 items as of FY17
- Over 1.9 million PINES library cards in use during FY17
- Extended and continued to maintain the PINES integrated library computer system in 53 public library systems and served patrons in all 159 Georgia counties, with plans to add Live Oak public libraries in FY18 bringing total to 54 systems
- Contracted with a courier (book delivery) service among all public library system central facilities and University System of Georgia (USG) academic libraries, making the collections of these libraries truly a statewide resource
- Participated in the wider Evergreen community by continuing cooperative software development efforts
- Provided quarterly scheduled training and customized on-demand sessions for the PINES member library systems

General Public Library Support

- Continued to work with libraries and local funding agencies to maintain excellence in services through challenging economic times
- Provided continuing support to Friends of Georgia Libraries
- Continued to provide training for library staff and trustees through both instructor-led training on demand and through scholarships to training offered by outside vendors
- Provided local strategic planning assistance to public library systems
- Continued to administer and utilize funds provided by the federal Library Services and Technology Act toward the

improvement and enhancement of library services in Georgia

- Continued to coordinate, gather, and publish public library statistics for information, decision-making, and advocacy

Planning and Construction

- Consulted with public library stakeholders in the development and implementation of public library design standards
- Continued to work with the Georgia State Financing and Investment Commission in funding for construction and with public libraries in implementation of capital outlay programs
- Coordinated Georgia's public library planning and construction program, a match program assisting in new library construction as well as renovations and additions
- Completed over 60 state-funded projects since 2005 with 13 projects in development and an additional 25 projects in the planning process awaiting awards
- Total grant funding between FY05 and FY18 has been approximately \$110 million

Youth Services

- In FY2017, helped public libraries strengthen local partnerships with agencies, institutions, businesses, and groups by coordinating LSTA-funded PRIME TIME Family Reading Time® programs at 17 sites in 16 library systems (Chattahoochee Valley Libraries, Coastal Plain Regional Library, DeKalb County Public Library, Marshes of Glynn

Libraries, Roddenbery Memorial Library System, Three Rivers Regional Library System, Lee County Public Library System, Cobb County Public Library System, Twin Lakes Library System, Southwest Georgia Regional Library System, Middle Georgia Regional Library System, Cherokee Regional Library System, West Georgia Regional Library, Flint River Regional Library System, Chattooga County Library, Fitzgerald-Ben Hill County Public Library)

- 2,929 children and caregivers attended these PRIME TIME programs in FY17
- In FY17, Georgia's statewide Summer Reading Program enjoyed children's program attendance of 616,364
- Partnered with other agencies, such as Georgia Department of Education, Georgia Humanities, Voices for Georgia's Children, Bright From the Start: Georgia Department of Early Care and Learning, Get Georgia Reading: Campaign for Grade Level Reading, and the Sandra Dunagan Deal Center for Early Language and Literacy, to help strengthen Georgia libraries' youth services programs

Services for the Blind and Others Requiring Books and Magazines in Audio Formats or in Braille

- Provided library services for the blind and others whose physical abilities require the use of books and magazines in audio format or in braille through Georgia Libraries for Accessible Statewide Services (GLASS), a network of libraries and a central distribution center
- GLASS provided materials to 15,884 registered users across Georgia in FY17
- GLASS circulated (mailed) 316,505 items to eligible enrolled readers in Georgia
- GLASS provided access to digital titles that were downloaded 127,489 times in FY17

- Promoted emphasis on outreach and patron services at the local level
- Continued to assist readers with the transition from audio cassette to a digital book and magazine collection
- Recorded books by Georgia authors to be added to the BARD digital download catalog
- Continued a partnership with PINES libraries to enhance service delivery for GLASS patrons
- Continued a partnership with Benetech to provide access to Bookshare, a digital collection of 500,000 titles in accessible formats, lending 10,637 digital files
- Hosted a meeting of talking book librarians from across the nation to learn and discuss best practices

Strategic Partnerships

- Georgia Public Library Service partners with a number of state and private organizations to provide an additional layer of support and build awareness for the state's public libraries. These partnership programs have educated and entertained thousands of Georgia residents while saving more than \$15 million in direct expenditures and providing hundreds of hours of free programming for public libraries
- During FY2017, GPLS added the Michael C. Carlos Museum and the Atlanta Gladiators to its roster of community partners. Strategic partnership programs were renewed this year with seven Georgia units of the National Park Service, Georgia State Parks & Historic Sites, the Georgia National Fair, GFB Foundation for Agriculture, the Atlanta Braves, the Atlanta Hawks, Zoo Atlanta, the Center for Puppetry Arts, the Go Fish Education Center, and Blue Path Group

Communications

- GPLS News is our agency's flagship publication and our primary vehicle for keeping legislators, county commissioners, municipal leaders, library trustees, staff and other stakeholders informed of the social, economic and civic impacts that public libraries and their programs have across the state and in their respective communities. There are 2,565 print copy subscribers. Constant Contact is the primary tool for sharing GPLS News and other publications digitally to over 2,000 active contacts
- GPLS social media interest increased during the year. Facebook followers (users who see most of GPLS Page's updates and posts directly on their timeline) rose to 2,153, an increase of 28% from 1,684 the previous year. Facebook page "likes" rose from 1,764 to 2,237, a 27% increase. Average post reach - the number of people who had any GPLS posts enter their screen - was 696
- Twitter engagement improved as well. As of July 2017, GPLS had 1,519 followers, up approximately 155 since a year earlier. During the same period, tweet impressions, or the number of times a tweet appears in a user's timeline or search results, averaged almost 4,900 per month

Information Technology

- Provided a broadband network managed service layer on behalf of Georgia libraries. Ensured a minimum broadband speed and \$6 million in federal funding through E-Rate application support, including management, contract negotiation, and fiscal and billing reconciliation
- Hosted and supported over 2,000 cloud-based public access computers for the majority of Georgia public libraries

- Provided hosting and maintenance for GPLS, GDC, and GLASS Atlanta for GSuite, a cloud-based productivity suite with unlimited, fully networked and secure data-file storage
- In process of migrating staff members of 62 out of the 63 public library systems to GSuite which will result in 2,400 staff accounts across the state
- In the form of workshops, presentations and individual talks, provided outreach featuring technology-related services and programming in order to raise awareness of technology trends and adoptions in public libraries
- Supported \$3.19 million in technology funding on behalf of GA libraries. Secured volume vendor discounts, provided instruction and support of emerging technologies. Managed technology procurement plans and reconciliation support
- Hosted a Technology Boot Camp, an initiative of GPLS to bring together IT professionals from Georgia public libraries. 3 days, 2 nights, 14 hours of programming, and 117 participants. Sharing experiences and ideas and exploring opportunities made possible by emerging technologies
- Circulated 6 Technology Loaner Kits, consisting of over 25 pieces of hardware, allowing staff and patron access to emerging and innovative technologies, including virtual reality and 3D printing. Retro-fitted new kits, including internal street-view kits, and an additional 3D printing kit.
- Content creation and management for clearinghouse of current IT trends and practices: <http://galibtech.org/>

Continuing Education and Training

- Produced the first ever Multi-State Virtual Staff Day, an online learning experience for over 2,300 attendees, in conjunction with Colorado, Maryland, and Iowa state libraries

- In FY17, GPLS hosted 97 live continuing education and training events for library staff, reaching 6,634 staff members. Also 2,035 users accessed training through online portals
- Administered Georgia Learning Center access for over 2,035 public, school and academic library employees
- Library staff completed 3,433 e-learning courses through the Georgia Learning Center and Lynda.com
- Collaborated with other state library agencies to provide Georgia libraries with monthly, comprehensive listings of free webinars covering a range of industry-related competencies and subject areas
- Promoted flexible training and continuing education programs in individual library systems by providing public libraries free access to online conferencing platform WebEx

Resource Sharing

- Administered the reciprocal borrowing and lending activity of more than 200 GOLD multitype member libraries resulting in lending 144,667 items and borrowing 117,207 through interlibrary loans during FY17
- Purchased group access to OCLC Services for all public libraries, including a group catalog, that allows patrons access to resources beyond their library's holdings
- Paid GALILEO resource fees for all 63 public library systems to provide patron access to the statewide virtual library

- Expanded GALILEO resources for public libraries to include online legal forms and animated story books for young children
- Purchased group access to the RDA Toolkit for all public libraries

HomePLACE

- In FY17, HomePLACE, a collaboration with the Digital Library of Georgia (DLG), an initiative of GALILEO, funded nearly 84,000 new and converted digitized items and associated metadata records to the DLG, including 76,600 newspaper pages. According to a 2017 HomePLACE survey, newspapers remain a top priority for library users, and 83% of HomePLACE project funds were dedicated to newspaper digitization
- 57% of Georgia's public libraries have contributed content to the DLG, representing about one-third of DLG's total content partners. Over 40,000 unique public library items are available in the DLG, making Georgia's public libraries the second largest contributor to the DLG
- In FY17, DLG portals containing Georgia public library primary source content had over 2.3 million total page views, while newspaper portals containing content digitized by HomePLACE had over 490,000 page views
- Public libraries continued to benefit from the DLG's hub relationship with the Digital Public Library of America, with 25 digital items included in DPLA exhibits in FY17

Georgia Public Library Service (GPLS) – History

- A state library agency has existed in Georgia since the late 19th century.
- From 1943-1996, the agency was a unit of the Georgia Department of Education.
- From 1996-2000, the agency was a unit of the Georgia Department of Technical and Adult Education, now Technical College System of Georgia.
- Since 2000, GPLS has been a unit of the Board of Regents of the University System of Georgia.

Data Sources

Georgia Public Library Service (GPLS) produced this current picture of the 63 public library systems of Georgia using statistical data from a variety of sources:

- Annual Reports of public library systems for Fiscal Years 2000-2017;
- The Institute of Museum and Library Services report, Public Libraries in the United States: Fiscal Year 2015

Other information contained in this document came from records of projects initiated and completed by the staff of Georgia Public Library Service.

NOTE: Data in this report is subject to IMLS review in 2018 during the Public Library Survey collection process.

For a PDF of this report, visit www.georgialibraries.org